

# **Griffith City Council**

## *Development Servicing Plan For Water Supply 2012*

**Adopted by Council on  
27 November 2012**

## Summary

This Development Servicing Plan (DSP) covers water supply developer charges for the areas served by Griffith City Council (GCC) including Griffith and Yenda.

The water supply developer charges calculated for the area covered by this DSP and the Council's proposed charges are below:

Water Supply	Developer Charge Calculated 13/14 (\$ per ET)	Developer Charge Proposed by GCC 13/14 (\$ per ET)
Griffith City Council	\$7,369	\$7,369

The charges will be indexed on 1<sup>st</sup> July each year on the basis of movements in the Consumer Price Index (CPI) for Sydney.

This DSP has been prepared in accordance with the Developer Charges Guidelines for Water Supply, Sewerage and Stormwater (2002) issued by the Minister for Land and Water Conservation pursuant to section 306 (3) of the Water Management Act 2000. This document is to be registered with the NSW Office of Water.

The development servicing zone areas covered by this DSP are shown in Appendix A.

The timing and expenditures for works serving the area covered by this DSP are shown in section 4.

Standards of service to be provided by Council are provided in section 5.

Developer charges relating to this DSP will be reviewed as described in section 7.4.

The developer shall be responsible for the full cost of the design and construction of water supply reticulation works within subdivisions.

The timing of payment of developer charges is described in section 7.8.

The GCC Background Document for Water Supply DSP, in Appendix B, lists all the assets covered by this DSP and provides the detailed developer charges calculation.

# Contents

<b>Summary.....</b>	<b>2</b>
<b>1 Introduction .....</b>	<b>4</b>
<b>2 Administration.....</b>	<b>5</b>
<b>3 Demographic and Land Use Planning Information .....</b>	<b>6</b>
3.1 Growth Projections.....	6
3.2 Land Use Information.....	6
<b>4 Water Supply Infrastructure.....</b>	<b>7</b>
4.1 Scheme Overview.....	7
4.2 Assets .....	7
4.3 Estimates of Capital Costs .....	7
4.4 Timing of Works and Expenditure .....	8
<b>5 Standards of Service.....</b>	<b>9</b>
<b>6 Design Parameters .....</b>	<b>12</b>
<b>7 Calculated Developer Charges .....</b>	<b>13</b>
7.1 Developer Charge Summary .....	13
7.2 Capital Charge .....	13
7.3 Reduction Amount.....	13
7.4 Reviewing/ Updating of Calculated Developer Charges.....	13
7.5 Exclusions .....	14
7.6 Developments Requiring Forward Funding .....	14
7.7 Determination of Developer Charges.....	14
7.8 Timing of Payment of Developer Charges .....	14
7.9 Determining Developer Charges to be paid.....	15
7.10 Developments outside Boundaries of DSP.....	15
7.11 Cross Subsidy .....	15
<b>8 Reference Documents .....</b>	<b>16</b>
<b>9 Other Related Plans.....</b>	<b>16</b>
<b>10 Glossary .....</b>	<b>17</b>
<b>Appendix A.....</b>	
Development Servicing Zone Areas.....	
<b>Appendix B .....</b>	
GCC 2012 DSP Background Document for Water Supply .....	19
<b>Appendix C.....</b>	
Reduction Amount .....	

# 1 Introduction

Section 64 of the Local Government Act 1993 enables a local government council to levy developer charges for water supply, sewerage and stormwater. This derives from a cross-reference in that Act to section 306 of the Water Management Act 2000.

A Development Servicing Plan (DSP) is a document which details the water supply, sewerage and/or stormwater developer charges to be levied on development areas utilising a water utility's water supply, sewerage and/or stormwater infrastructure.

This DSP covers water supply developer charges in Griffith and Yenda development areas, which are served by Griffith City Council (GCC), as the local water utility.

This DSP has been prepared in accordance with the Developer Charges Guidelines for Water Supply, Sewerage and Stormwater (2002) issued by the Minister for Land and Water Conservation pursuant to section 306 (3) of the Water Management Act 2000. This document is to be registered with the NSW Office of Water.

This DSP supersedes any other requirements related to water supply developer charges for the area covered by this DSP.

## 2 Administration

Griffith City Water Supply	
<b>DSP Area</b>	The water supply area covered by this DSP is shown on plans in Appendix A.
<b>DSP Boundaries</b>	The basis for defining the DSP areas boundaries is the existing and future development served by Griffith City Council water supply schemes. Any development outside the water supply service areas will require a special agreement with Griffith City Council.
<b>Application of Developer Charges</b>	Developer charges will be levied to all land within the DSP area which is serviced, or is proposed to be serviced within one year by reticulated water supply within 225 metres of the property boundary. (S552 LGA, 1993)
<b>Assessment</b>	Assessment of Developer charges payable will be on the basis of Equivalent Tenements (ETs). Council will determine the number of ETs of each development in accordance with Council's adopted ET Policy.
<b>Payment of Developer Charges</b>	Payment of a developer charge is a precondition to the grant of a Compliance Certificate, which must be obtained in order to complete a development. A Compliance Certificate will not be issued until the developer charge payment has been received. Council may adopt a policy on the implementation and application of developer charges.
<b>Time &amp; Payment</b>	Council will issue a Notice of Payment – Developer Charges at the time of assessing development application or other type of application. If payment is made within three months of the date of the notice, no further charges will apply for the development. If payment is not received within three months, a payment will be required prior to issue of Compliance Certificate and the charge will be recalculated in accordance with the DSP valid at that time.
<b>Review</b>	Developer Charges relating to this DSP will be reviewed after a period of 5 years. A shorter review period is permitted if a major change in circumstances occurs.
<b>Assessment</b>	Developments will be assessed in terms of their ET loadings on the water supply system. GCC will make the final decision on the assessment.
<b>Indexation</b>	The charges will be adjusted annually on the basis of movements in Consumer Price Index (CPI) for Sydney.

## 3 Demographic and Land Use Planning Information

### 3.1 Growth Projections

The number of assessments and Equivalent Tenements (ETs) projections in the Griffith water supply scheme are shown in Table 1.

**Table 1: Growth Forecast**

	Assessments		ETs		
	Residential	Non-Residential	Residential	Non-Residential	Total
2010	8123	1670	8123	6185	14308
2015	8395	1726	8395	6392	14787
2020	8868	1822	8868	6749	15617
2025	9468	1947	9468	7212	16680
2030	10093	2097	10093	7767	17860
2035	10768	2272	10768	8415	19183
2040	11468	2472	11468	9156	20624

Note: 1 residential assessment = 1 ET (i.e. a standard urban fully detached dwelling)

1 non-residential assessment = 3.7 ET

(Source: GCC staff, email 18 October 2012)

The population estimated in 2040 is based on Census 2011 and 1% growth per annum.

**Table 2: Population Forecast**

	Census 2006*	Census 2011*	2040
Griffith	16,182	17,616	23,509
Yenda	1,064	1,021	1,363
Bilbul	246	263	351

\* Source: Australian Bureau of Statistics website – Urban centre/locality demographic data.

### 3.2 Land Use Information

This DSP should be read in conjunction with the Griffith Local Environment Plan 2002.

## 4 Water Supply Infrastructure

### 4.1 Scheme Overview

Griffith City Council provides treated, potable water supplies to Griffith and Yenda. Raw water is drawn from the Murrumbidgee Irrigation Area Main Canal, the source of which is the Murrumbidgee River.

After treatment in Council's two Filtration Plants (Griffith WTP capacity 63 ML/d; Yenda WTP capacity 2.5 ML/d), treated water is pumped to 4 potable service reservoirs (total capacity: 55 ML) located in Griffith and Yenda and two raw water reservoirs, one each at Griffith and Yenda.

There are 4 pump stations (one potable and three raw water) and 499 (2012/13) kilometres of trunk mains and reticulation pipework. All the villages are connected to the reticulated water supply.

Yenda is supplied from Griffith in winter and from the local treatment plant in summer. The two towns are therefore considered one service area.

### 4.2 Assets

The existing and proposed water supply assets serving the area covered by this DSP are listed in table 1 and 2 of the GCC 2012 DSP Background Document for Water Supply (See Appendix B).

### 4.3 Estimates of Capital Costs

Capital works comprising new works and renewals with an estimated value of \$61.8 M will be required over the next 30 years to provide water supply services to the serviced areas.

Capital cost of works to upgrade and improve water supply services is detailed in table 2 of the GCC 2012 DSP Background Document for Water Supply (See Appendix B).

The calculation of capital charges includes capital costs for growth only, with an estimated value of \$29.2 M.

#### 4.4 Timing of Works and Expenditure

The annual capital works expenditure for water supply is shown graphically in Figure 1.

Timing of works and expenditure are to be reviewed and updated when required.

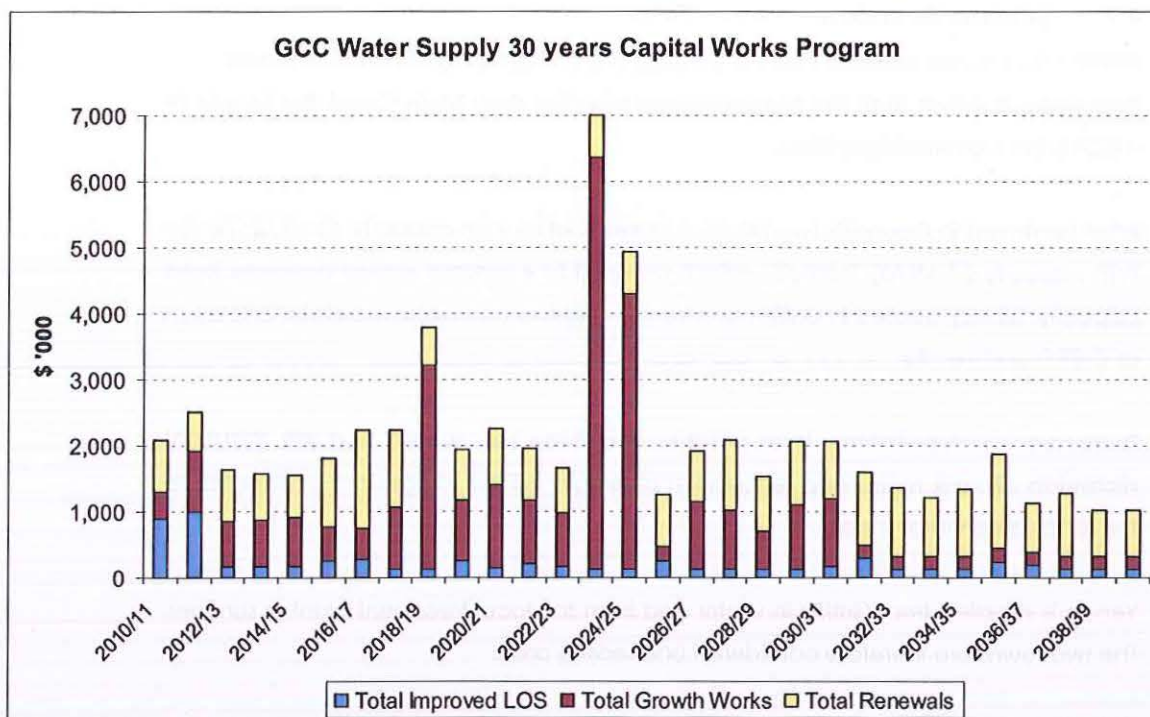


Figure 1: GCC 30 Years Water Supply Capital Works Program

## 5 Standards of Service

The Levels of Service (LOS) applied to GCC's water supply schemes are the standard targets that GCC aims to achieve. They are not intended as a formal customer contract. GCC system design and operation are based on providing the following levels of service.

**Table 3: Water Supply Levels of Service**

Description	Unit	Levels of Service
<b>Service Provision</b>		
Service area		All residential areas and industrial areas where economically viable
Time to provide a domestic individual connection to water supply in serviced area (90% of time)	Working days	21
<b>Availability of Supply</b>		
<b>Fire Fighting</b>		
Compliance with the Building Code of Australia and NSW Fire Brigade requirements (for all residential, commercial and industrial areas)	% area served	100 (urban) 70 (Rural)
Major industrial customers	Day	7
<b>Pressure:</b>		
Min. pressure when delivering 6 L/min	Metres head	30 (Griffith) 12 (Yenda)
Max. static pressure	Metres head	70 (Griffith) 30 (Yenda)
<b>Supply</b>		
Supply in accordance with Council design standards.	L/s (throughout system)	0.15/ET typically

Description	Unit	Levels of Service
<b>Consumption Restrictions in Droughts</b>		
In accordance with restrictions defined in Council's Drought Management Plan & as required by the NSW Office of Water		
<b>Supply Interruptions to Consumers</b>		
Temporary supply arrangements during interruptions		Where possible
<b>Planned (95% of time)</b>		
Notice given to domestic customers	Hours	48
Notice given to commercial customers	Hours	48
Notice given to major industrial customers	Days	7
<b>Unplanned</b>		
Maximum duration	Hours	8
Frequency	No./ year	80
<b>Response Times (Defined as time to have staff onsite to commence rectification after notification of problem)</b>		
<b>Supply Failure (All customers)</b>		
During working hours	Hours	1
Out of working hours	Hours	2
<b>Customer Complaints</b>		
Personal / Oral	Working Days	1
Written	Working Days	10
Note: Times apply for 95% of occasions		

Description	Unit	Levels of Service
<b>Water Quality</b>		
(In accordance with the Drinking Water Quality Guidelines of Australia, NHMRC&AWRCM 2004, or as amended)	CFU/100ml	0
<b>Sampling Frequency</b>		
Physical & chemical testing	In accordance with NSW Health requirements	
<b>Microbiological Results</b>		
Total coliforms – 95% of samples	CFU/100ml	0
Maximum in any sample	CFU/100ml	10
E.coli (in any sample)	CFU/100ml	0
<b>Physico-chemical Parameters</b>		
Compliance with 2004 NHMRC/AWRCM Australian Drinking Water Quality Guidelines:	As required by NSW Health and ADWG (Refer attached monitoring schedule)	

Source: Griffith City Council Strategic Business Plan for Water Supply and Sewerage Services, Dec 2009.

## 6 Design Parameters

Investigation and design of water supply system components is based on:

- ☐ Council's levels of service (Refer to section 5 above).
- ☐ Water Supply Investigation Manual (1986). This Manual was prepared by NSW Public Works and is now managed by the NSW Office of Water.
- ☐ Engineering Guidelines – Subdivisions and Development Standards, December 2008.

## 7 Calculated Developer Charges

### 7.1 Developer Charge Summary

The developer charge for the area covered by this DSP is calculated on the basis of the following capital charge and reduction amount.

	Capital Charge 10/11 (\$ per ET)	Reduction Amount (\$ per ET)	Calculated Developer Charge 13/14 (\$ per ET)	Adopted Developer Charge 13/14 (\$ per ET)
Water Supply	\$7,983	\$894	\$7,369	\$7,369

The 2013/14 developer charge was calculated on the basis of 1.3% CPI for Sydney (June quarter 2011 to June 2012).

### 7.2 Capital Charge

The capital charge was calculated using the present value of existing and future assets serving the water supply customers in the DSP area. The total cost of the assets is divided by the future capacity of the assets converted in ET. Detailed calculation is provided in Appendix B.

### 7.3 Reduction Amount

Council has adopted the NPV of Annual Charges method to calculate the Reduction Amount. This method calculates the reduction amount as the NPV of the future net income from annual charges (income less OMA) for the development area.

The reduction amount was calculated using a Financial Plan prepared using the FINMOD financial planning software and a reduction amount calculator developed by the NSW Office of Water which is based on a 30 year projection. Details of the reduction amount calculation are in Appendix C.

### 7.4 Reviewing/ Updating of Calculated Developer Charges

Developer charges relating to this DSP will be reviewed at no greater than 5-yearly intervals. In the period between any reviews, developer charges will be adjusted annually on the basis of movements in CPI for Sydney. Developer charges will be those charges determined by Council from time to time and will be published in Council's Annual Fees and Charges.

## **7.5 Exclusions**

The developer charges do not cover the costs of reticulation works and assets commissioned pre 1970. The developer shall be responsible for the full cost of the design and construction of water supply reticulation works within subdivisions, as well as works leading up to that subdivision.

## **7.6 Developments Requiring Forward Funding**

Developments requiring the provision of infrastructure prior to Council's planning phase will require the developer to forward fund infrastructure at their own costs. These developers will be reimbursed within 10 years as Council receive developer charges from other developments reliant on that infrastructure in the area.

## **7.7 Determination of Developer Charges**

Developer charges will be determined at the rate applicable at the time of the development application is approved and indexed by CPI at 30 June each year until paid pursuant to Division 5.

Council may adopt a policy on the implementation and application of developer charges.

## **7.8 Timing of Payment of Developer Charges**

Payment of developer charges must be finalised at the following stages:

- ☐ Development consents for subdivisions – the calculation and timing of payment of developer contributions is to be made in accordance with Councils "Contribution Assessment Policy".
- ☐ Development consents involving building work – prior to the issue of the construction certificate
- ☐ Development consents where no construction certificate is required – at the time of issue of the notification of consent, or prior to the commencement of approved development as may be determined by Council

## **7.9 Determining Developer Charges to be paid**

All new and redeveloped properties subject for payment of water supply charges are liable for paying developer charges.

An Equivalent Tenement (ET) is the basic unit of measure to quantify the demand on water supply systems. One ET represents the equivalent demand from a standard residential household.

Griffith City Council will assess the additional demand on the water supply system from new development and redevelopment in ET units. The developer charge will be calculated by multiplying the additional loading in ET by the developer charge per ET.

Credit for existing use is inherent in the calculation of the ET loading, as the developer charges are levied for the additional ET loadings a development will place on the infrastructure. For example, if a single residential lot is subdivided into four residential lots, the development has a credit of one ET from the existing use. The developer charges will be applied for the three additional ETs.

## **7.10 Developments outside Boundaries of DSP**

After the adoption of DSP, an unforeseen new development may occur outside the boundaries of the DSP (see Appendix A). If the planning authorities approve the development, Griffith City Council as the local water utility may either:

- ☐ Apply the developer charges adopted for the DSP to the new development, or
- ☐ Prepare a new DSP for the new development

Such a development is likely to require the construction of specific assets. Provided that there are no other constraints to the development, Griffith City Council may approve construction of the essential assets ahead of time. In such cases the assets will be sized by Council in accordance with the requirements of the DSP, and the full capital cost would be met by the developer, in addition to the developer charges levied on the development.

If the asset funded by this developer will serve other future development, the developer may be reimbursed when Council collects developer charges from the future development. Council and the developer must enter into an agreement stating how the developer will be reimbursed in the future.

## **7.11 Cross Subsidy**

Council has determined to charge the calculated developer charge as show in this document, thus cross-subsidy is not required.

## 8 Reference Documents

Background information and calculations relating to this DSP are contained in the following documents:

- ☐ Developer Charges for Water Supply, Sewerage and Stormwater Guidelines, December 2002.
- ☐ GCC 2012 DSP Background Document for Water Supply (These background documents contain detailed calculations for the capital charges and developer charges, including asset commissioning dates, size/length of assets, MEERA valuation of assets, 30 years capital works program, assets current and future capacities).

## 9 Other Related Plans

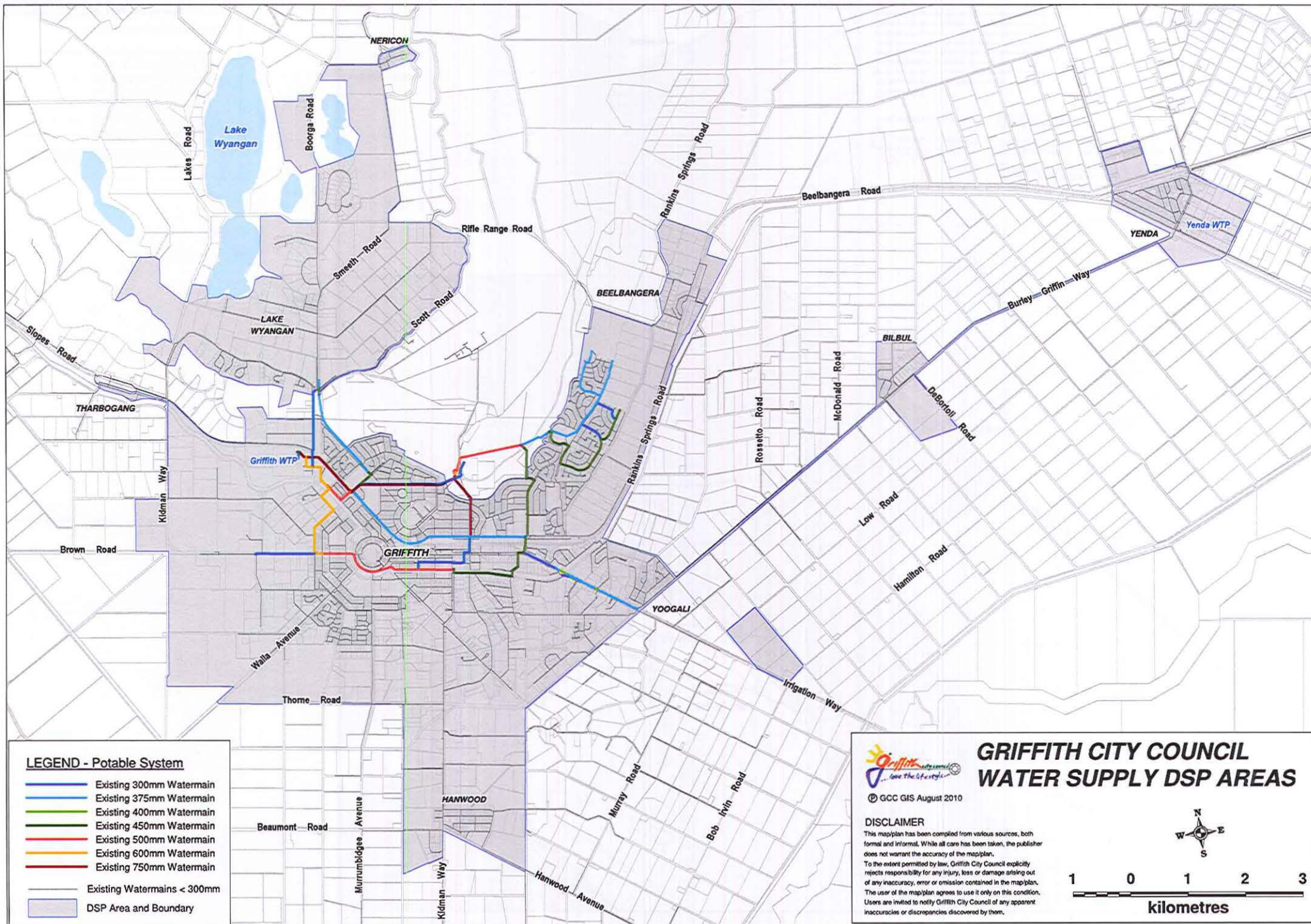
- ☐ Griffith City Council DSP for Sewerage 2012
- ☐ Section 94 Contribution Plans 2001 (Amendment 2010)
- ☐ Section 94A Development Contributions Plan 2010
- ☐ Griffith Local Environmental Plan 2002

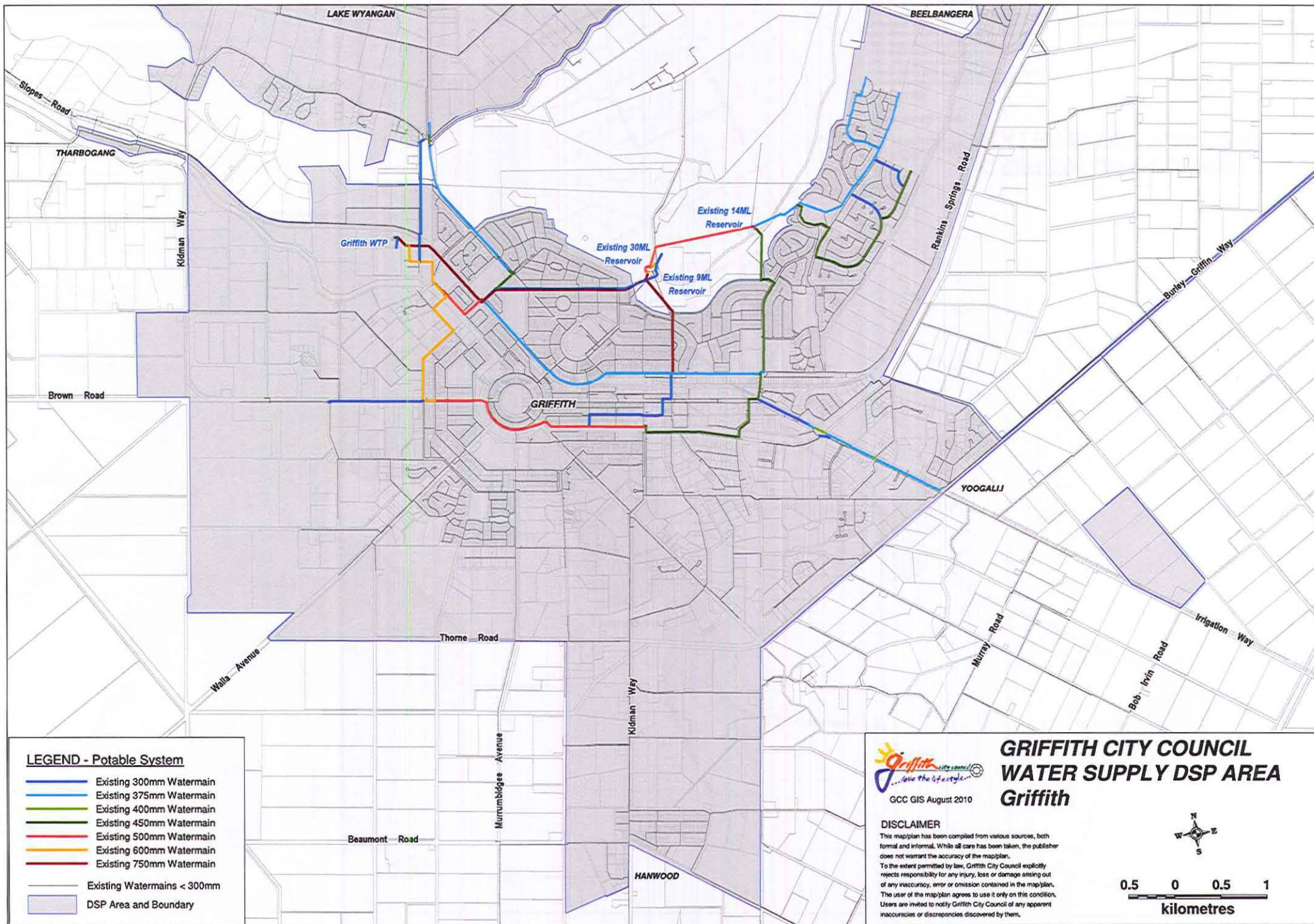
## 10 Glossary

Capital Cost	The present Value (MEERA basis) of assets used to service the development
Capital Charge	Capital cost of assets per ET x Return on Investment (ROI) factor.
GCC	Griffith City Council
CPI	Consumer Price Index
Developer Charge	A charge levied on developers to recover part of the capital cost incurred in providing infrastructure to new development.
DSP	Development Servicing Plan
EP	Equivalent Person
ET	Equivalent Tenement
LEP	Local Environment Plan
MEERA	Modern Equivalent Engineering Replacement Asset
NPV	Net Present Value
OMA	Operation, maintenance and administration (costs)
Post 1996 Asset	An Asset that was commissioned by a water utility on or after 1st January 1996 or that is yet to be commissioned.
Pre-1996 Asset	An Asset that was commissioned by a water utility before 1st January 1996.
Reduction Amount	The amount by which the capital charge is reduced to arrive at the developer charge. This amount reflects the present value of the capital contribution that will be paid by the occupier of a development as part of future annual charges.
ROI	Return on investment. Represents the income that is, or could be, generated by investing money.
Service Area	An area served by a separate water supply system, a separate small town or village, or a new development of over 500 lots.

## **Appendix A**

### **Development Servicing Zone Areas**





#### LEGEND - Potable System

- Existing 300mm Watermain
- Existing 375mm Watermain
- Existing 400mm Watermain
- Existing 450mm Watermain
- Existing 500mm Watermain
- Existing 600mm Watermain
- Existing 750mm Watermain

— Existing Watermains < 300mm

DSP Area and Boundary



GCC GIS August 2010

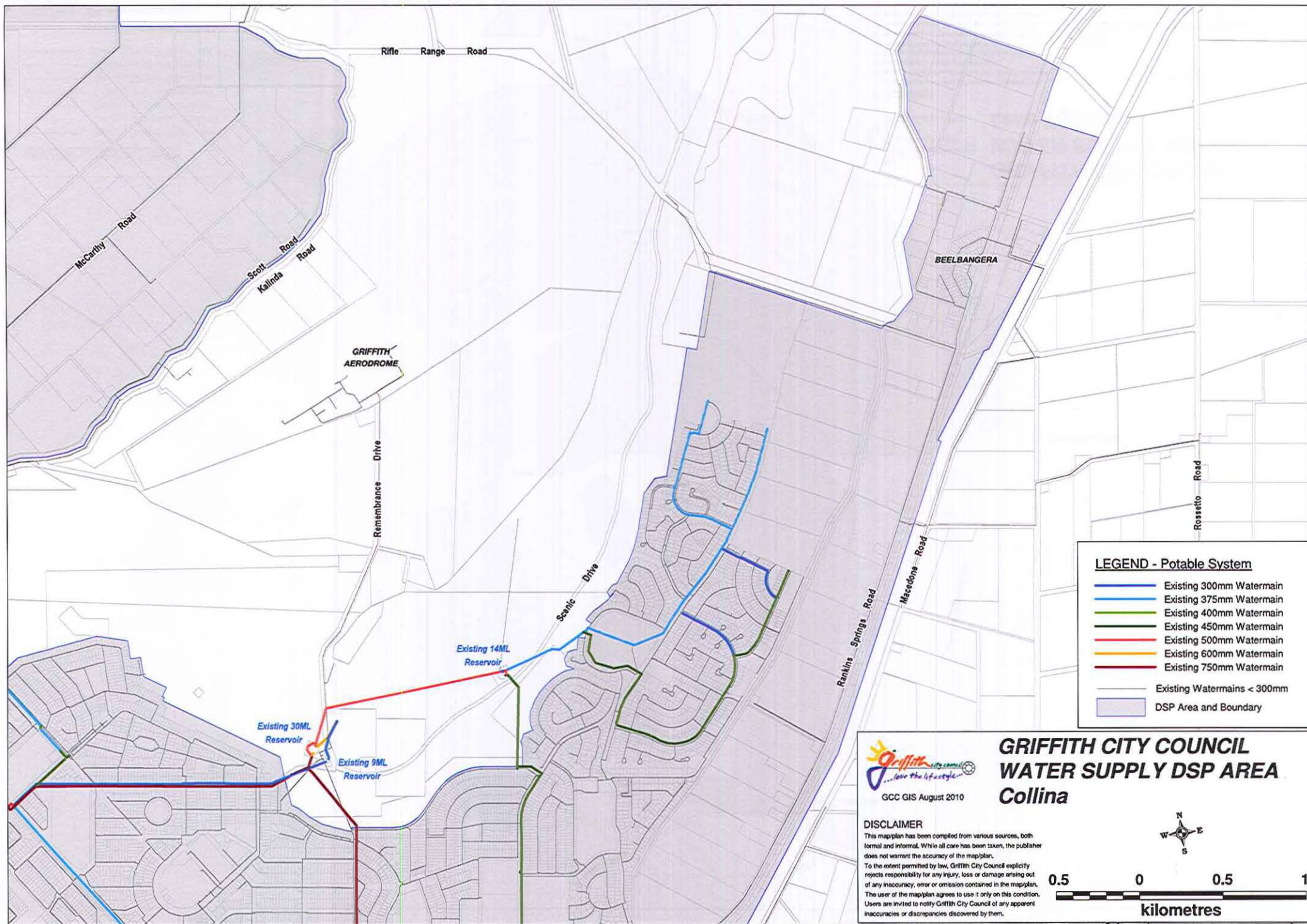
## GRIFFITH CITY COUNCIL WATER SUPPLY DSP AREA Griffith

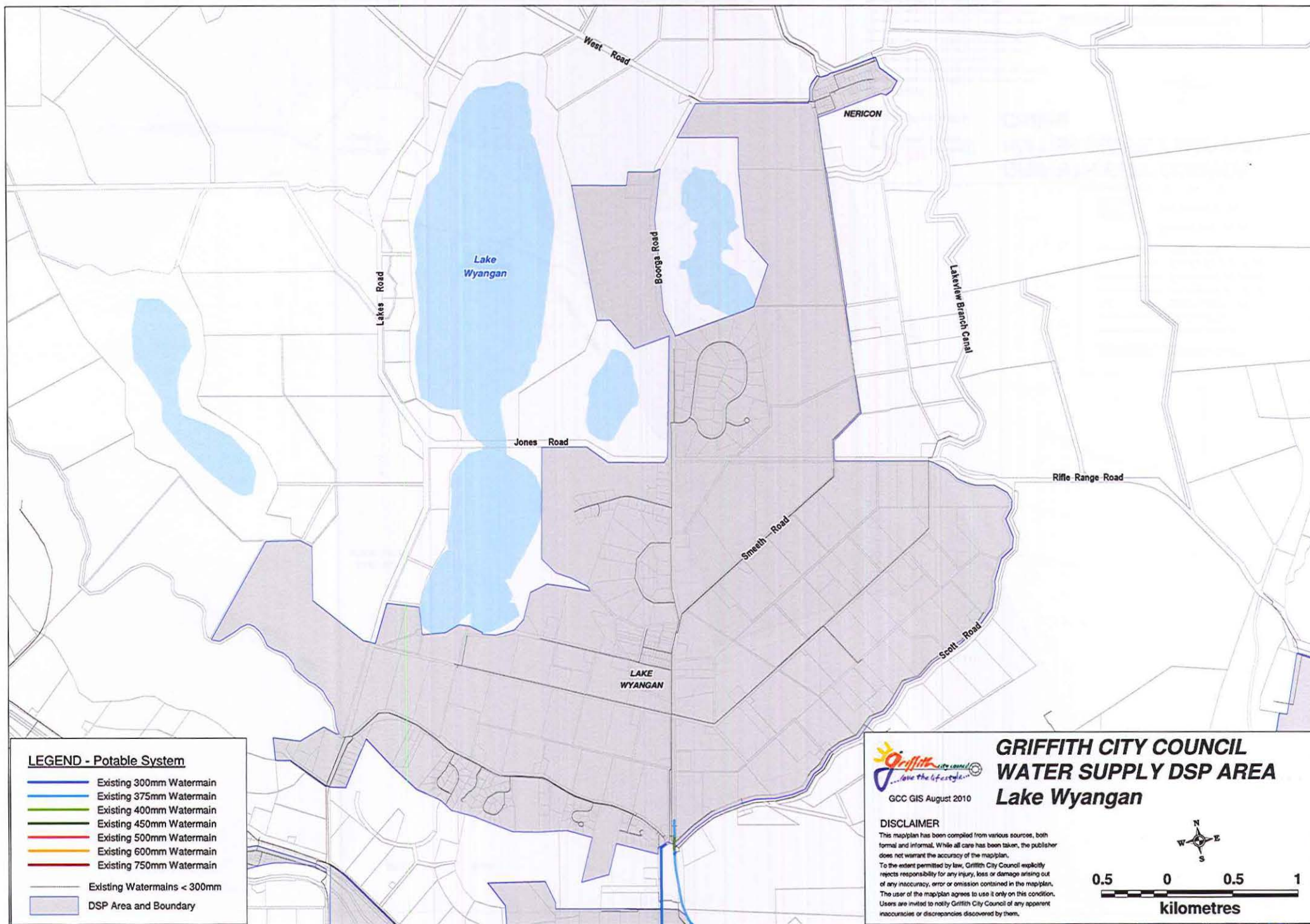
#### DISCLAIMER

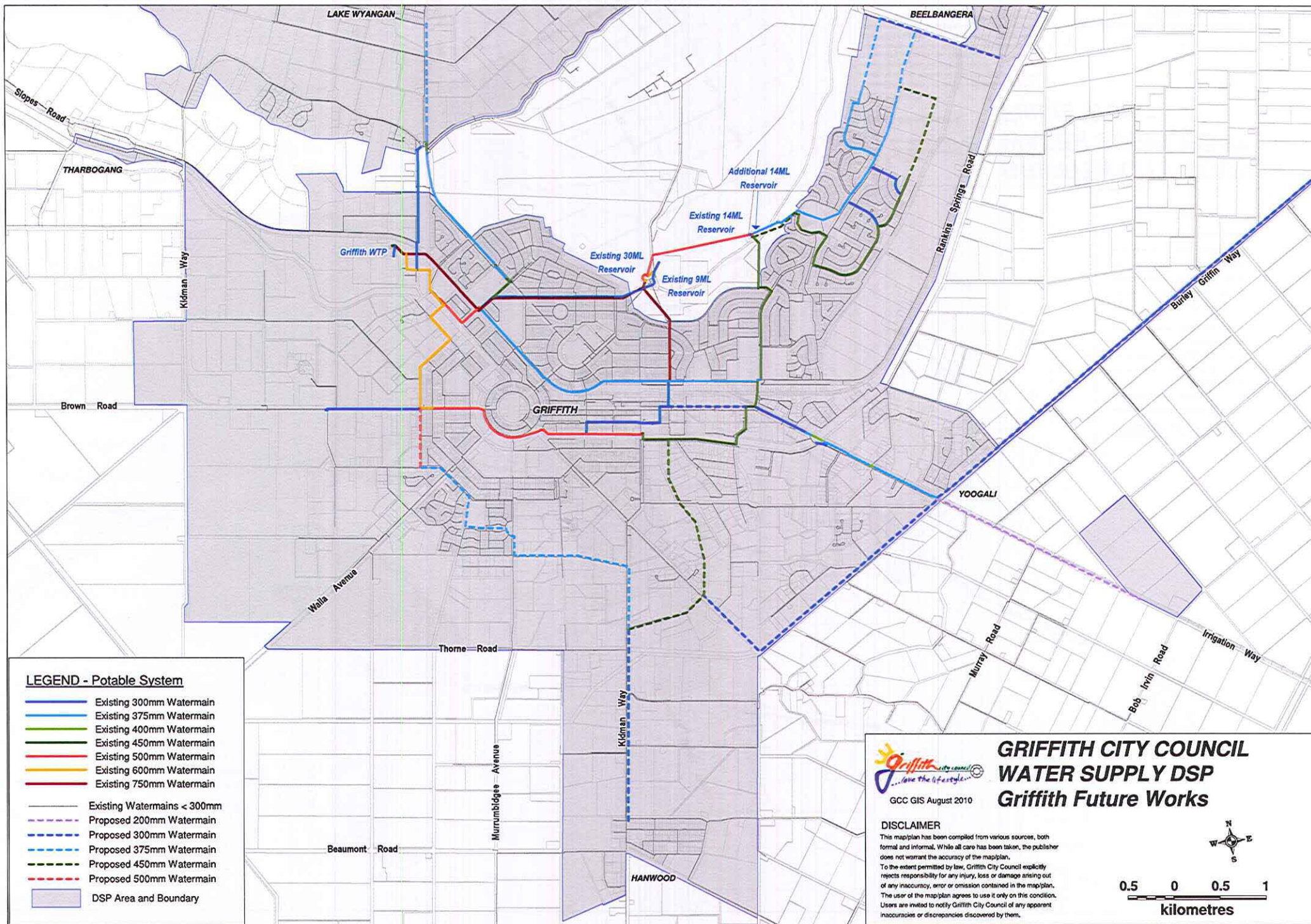
This map/plan has been compiled from various sources, both formal and informal. While all care has been taken, the publisher does not warrant the accuracy of the map/plan. To the extent permitted by law, Griffith City Council explicitly rejects responsibility for any injury, loss or damage arising out of any inaccuracy, error or omission contained in the map/plan. The user of the map/plan agrees to use it only on this condition. Users are invited to notify Griffith City Council of any apparent inaccuracies or discrepancies discovered by them.

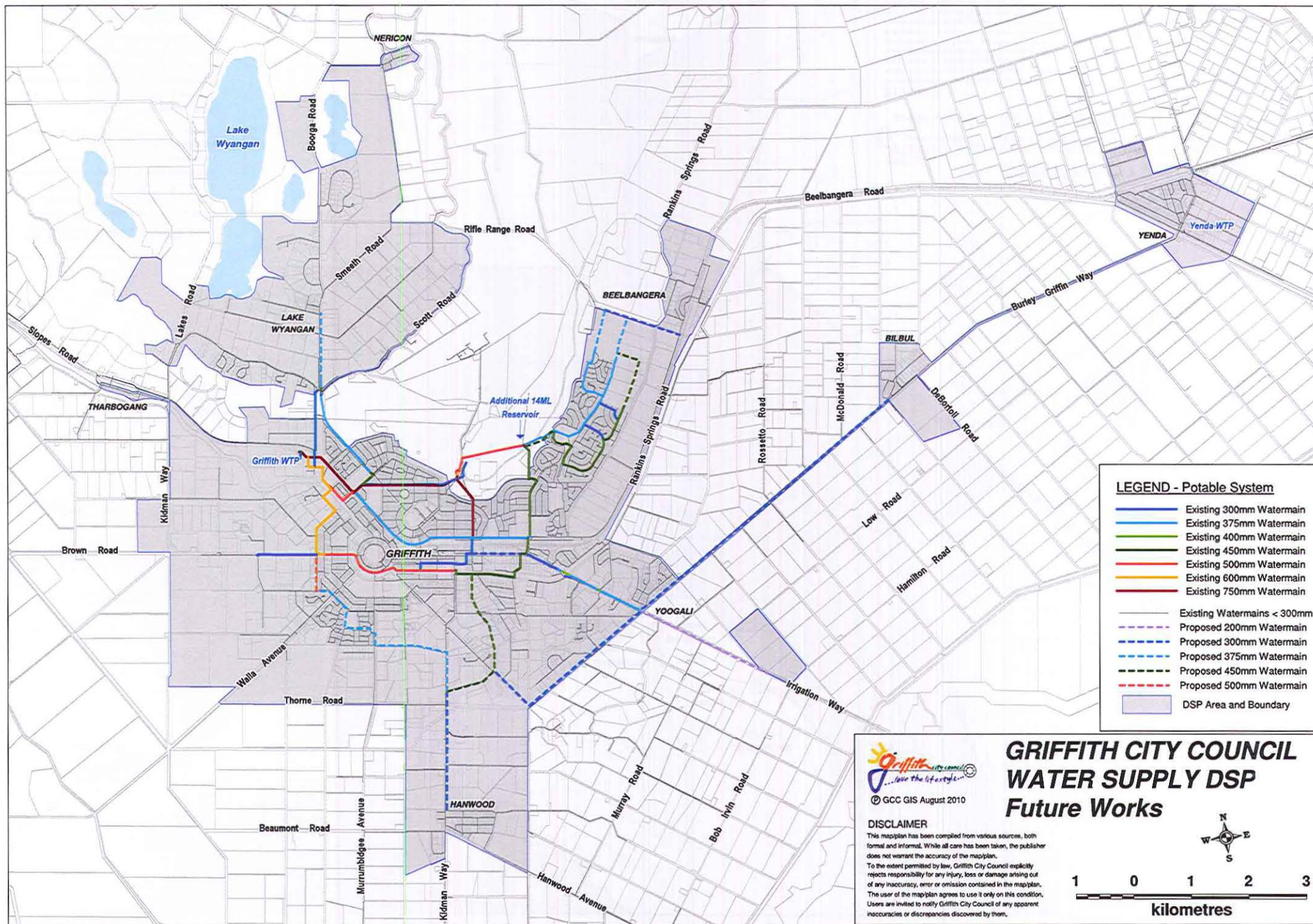


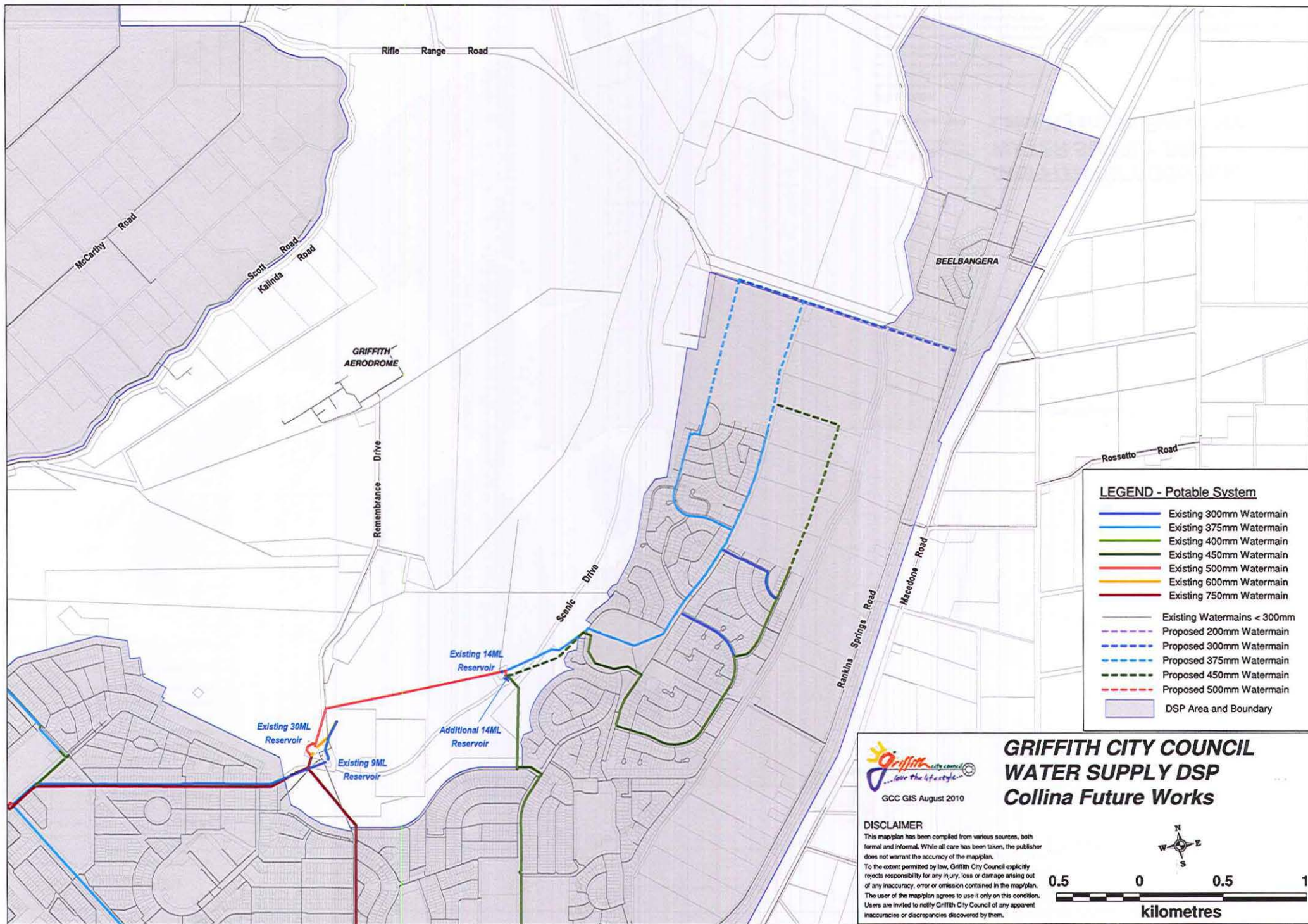
0.5 0 0.5 1  
kilometres





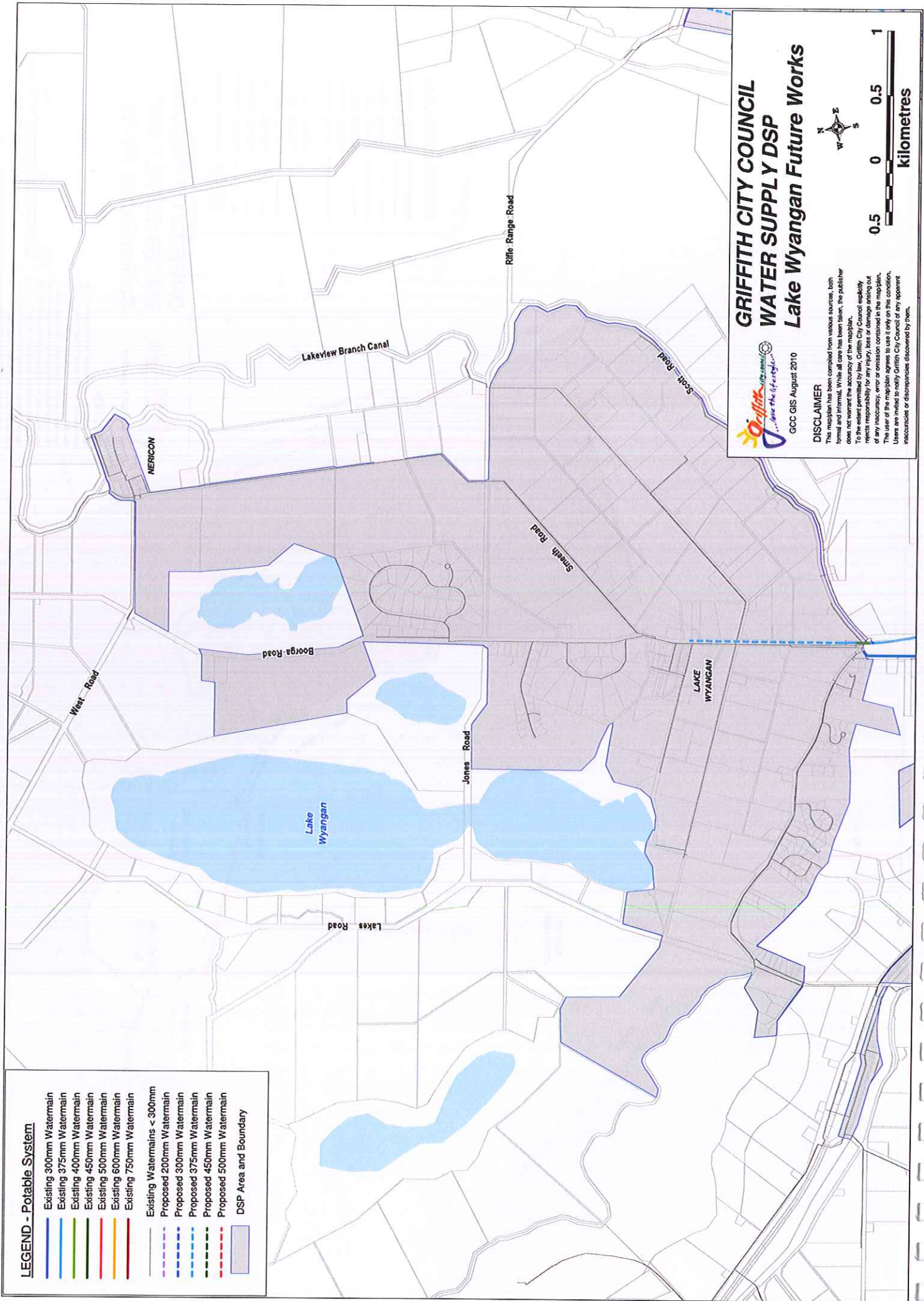






# **LEGEND - Potable System**

- Existing 300mm Watermain
- Existing 375mm Watermain
- Existing 400mm Watermain
- Existing 450mm Watermain
- Existing 500mm Watermain
- Existing 600mm Watermain
- Existing 750mm Watermain
- Existing Watermains < 300mm
- Proposed 200mm Watermain
- Proposed 300mm Watermain
- Proposed 375mm Watermain
- Proposed 450mm Watermain
- Proposed 500mm Watermain
- DSP Area and Boundary



## **GRIFFITH CITY COUNCIL WATER SUPPLY DSP Lake Wyangan Future Works**



GCC GIS August 2010

### **DISCLAIMER**

This mapplan has been compiled from various sources, both formal and informal. While all care has been taken, the publisher does not warrant the accuracy of the mapplan. To the extent permitted by law, Griffith City Council explicitly rejects responsibility for any injury, loss or damage arising out of any inaccuracy, error or omission contained in the mapplan. The user of the mapplan agrees to use it only on this condition. Users are invited to notify Griffith City Council of any apparent inaccuracies or discrepancies discovered by them.



## **Appendix B**

### **GCC 2012 DSP Background Document for Water Supply**



Griffith City Council  
2012 DSP Background Document for Water Supply

# Existing Assets

Table 1: GCC Water Supply Existing Assets

DSP Area Served	AssetType	Constructio nDate / Year of Commissio	Size	SizeUnits	Rural or Urban	CurrentReplacement Cost 2010 \$	Assets excluding pre 1970	Griffith	assets excluded	Griffith			
										Headworks (Raw water storage)	Water Treatment Plant	Reservoirs	Trunk Mains (excluding reticulation)
Griffith	Trunk Mains (excluding reticulation)	2001	200	mm	Urban	52.39	\$52	\$52	\$0	\$0	\$0	\$0	\$52
Griffith	Trunk Mains (excluding reticulation)	2001	200	mm	Urban	67.6	\$68	\$68	\$0	\$0	\$0	\$0	\$68
Griffith	Trunk Mains (excluding reticulation)	1996	200	mm	Urban	83.2	\$83	\$83	\$0	\$0	\$0	\$0	\$83
Griffith	Trunk Mains (excluding reticulation)	1995	200	mm	Urban	135.2	\$135	\$135	\$0	\$0	\$0	\$0	\$135
Griffith	Trunk Mains (excluding reticulation)	1964	200	mm	Urban	136.89	\$0	\$0	\$137	\$0	\$0	\$0	\$0
Griffith	Trunk Mains (excluding reticulation)	1995	200	mm	Urban	140.27	\$140	\$140	\$0	\$0	\$0	\$0	\$140
Griffith	Trunk Mains (excluding reticulation)	1980	200	mm	Urban	327.86	\$328	\$328	\$0	\$0	\$0	\$0	\$328
Griffith	Trunk Mains (excluding reticulation)	1996	200	mm	Urban	349.44	\$349	\$349	\$0	\$0	\$0	\$0	\$349
Griffith	Trunk Mains (excluding reticulation)	1986	200	mm	Urban	355.81	\$356	\$356	\$0	\$0	\$0	\$0	\$356
Griffith	Trunk Mains (excluding reticulation)	1996	200	mm	Urban	539.11	\$539	\$539	\$0	\$0	\$0	\$0	\$539
Griffith	Trunk Mains (excluding reticulation)	2007	200	mm	Urban	572.91	\$573	\$573	\$0	\$0	\$0	\$0	\$573
Griffith	Trunk Mains (excluding reticulation)	2007	200	mm	Urban	607.36	\$607	\$607	\$0	\$0	\$0	\$0	\$607
Griffith	Trunk Mains (excluding reticulation)	1975	200	mm	Urban	758.81	\$759	\$759	\$0	\$0	\$0	\$0	\$759
Griffith	Trunk Mains (excluding reticulation)	1997	200	mm	Urban	884	\$884	\$884	\$0	\$0	\$0	\$0	\$884
Griffith	Trunk Mains (excluding reticulation)	1940	200	mm	Urban	1025.83	\$0	\$0	\$1,026	\$0	\$0	\$0	\$0
Griffith	Trunk Mains (excluding reticulation)	2005	200	mm	Urban	1144.13	\$1,144	\$1,144	\$0	\$0	\$0	\$0	\$1,144
Griffith	Trunk Mains (excluding reticulation)	2001	200	mm	Urban	1179.36	\$1,179	\$1,179	\$0	\$0	\$0	\$0	\$1,179
Griffith	Trunk Mains (excluding reticulation)	1997	200	mm	Urban	1210.04	\$1,210	\$1,210	\$0	\$0	\$0	\$0	\$1,210
Griffith	Trunk Mains (excluding reticulation)	2007	200	mm	Urban	1316.64	\$1,317	\$1,317	\$0	\$0	\$0	\$0	\$1,317
Griffith	Trunk Mains (excluding reticulation)	1980	200	mm	Urban	1625.78	\$1,626	\$1,626	\$0	\$0	\$0	\$0	\$1,626
Griffith	Trunk Mains (excluding reticulation)	1998	200	mm	Urban	2720.64	\$2,721	\$2,721	\$0	\$0	\$0	\$0	\$2,721
Griffith	Trunk Mains (excluding reticulation)	1980	200	mm	Urban	2733.12	\$2,733	\$2,733	\$0	\$0	\$0	\$0	\$2,733
Griffith	Trunk Mains (excluding reticulation)	1998	200	mm	Urban	2783.04	\$2,783	\$2,783	\$0	\$0	\$0	\$0	\$2,783
Griffith	Trunk Mains (excluding reticulation)	1951	200	mm	Urban	2824.25	\$0	\$0	\$2,824	\$0	\$0	\$0	\$0
Griffith	Trunk Mains (excluding reticulation)	1979	200	mm	Urban	2903.42	\$2,903	\$2,903	\$0	\$0	\$0	\$0	\$2,903
Griffith	Trunk Mains (excluding reticulation)	1997	200	mm	Urban	3032.64	\$3,033	\$3,033	\$0	\$0	\$0	\$0	\$3,033
Griffith	Trunk Mains (excluding reticulation)	1965	200	mm	Urban	3074.5	\$0	\$0	\$3,075	\$0	\$0	\$0	\$0
Griffith	Trunk Mains (excluding reticulation)	1979	200	mm	Urban	3276.91	\$3,277	\$3,277	\$0	\$0	\$0	\$0	\$3,277
Griffith	Trunk Mains (excluding reticulation)	1996	200	mm	Urban	3585.92	\$3,586	\$3,586	\$0	\$0	\$0	\$0	\$3,586
Griffith	Trunk Mains (excluding reticulation)	1996	200	mm	Urban	4267.25	\$4,267	\$4,267	\$0	\$0	\$0	\$0	\$4,267
Griffith	Trunk Mains (excluding reticulation)	1975	200	mm	Urban	4292.6	\$4,293	\$4,293	\$0	\$0	\$0	\$0	\$4,293
Griffith	Trunk Mains (excluding reticulation)	1995	200	mm	Urban	4553.12	\$4,553	\$4,553	\$0	\$0	\$0	\$0	\$4,553
Griffith	Trunk Mains (excluding reticulation)	1979	200	mm	Urban	4573.14	\$4,573	\$4,573	\$0	\$0	\$0	\$0	\$4,573
Griffith	Trunk Mains (excluding reticulation)	1995	200	mm	Urban	4576	\$4,576	\$4,576	\$0	\$0	\$0	\$0	\$4,576
Griffith	Trunk Mains (excluding reticulation)	2005	200	mm	Urban	5132.53	\$5,133	\$5,133	\$0	\$0	\$0	\$0	\$5,133
Griffith	Trunk Mains (excluding reticulation)	1987	200	mm	Urban	5149.43	\$5,149	\$5,149	\$0	\$0	\$0	\$0	\$5,149
Griffith	Trunk Mains (excluding reticulation)	1974	200	mm	Urban	5617.56	\$5,618	\$5,618	\$0	\$0	\$0	\$0	\$5,618
Griffith	Trunk Mains (excluding reticulation)	1992	200	mm	Urban	6136.39	\$6,136	\$6,136	\$0	\$0	\$0	\$0	\$6,136
Griffith	Trunk Mains (excluding reticulation)	1940	200	mm	Urban	6806.25	\$0	\$0	\$6,806	\$0	\$0	\$0	\$0
Griffith	Trunk Mains (excluding reticulation)	1974	200	mm	Urban	7091.24	\$7,091	\$7,091	\$0	\$0	\$0	\$0	\$7,091
Griffith	Trunk Mains (excluding reticulation)	2001	200	mm	Urban	7203.04	\$7,203	\$7,203	\$0	\$0	\$0	\$0	\$7,203
Griffith	Trunk Mains (excluding reticulation)	1992	200	mm	Urban	7267.52	\$7,268	\$7,268	\$0	\$0	\$0	\$0	\$7,268
Griffith	Trunk Mains (excluding reticulation)	1938	200	mm	Urban	7544.46	\$0	\$0	\$7,544	\$0	\$0	\$0	\$0
Griffith	Trunk Mains (excluding reticulation)	1995	200	mm	Urban	8297.12	\$8,297	\$8,297	\$0	\$0	\$0	\$0	\$8,297
Griffith	Trunk Mains (excluding reticulation)	1974	200	mm	Urban	8576.75	\$8,577	\$8,577	\$0	\$0	\$0	\$0	\$8,577
Griffith	Trunk Mains (excluding reticulation)	1994	200	mm	Urban	8652.8	\$8,653	\$8,653	\$0	\$0	\$0	\$0	\$8,653
Griffith	Trunk Mains (excluding reticulation)	1979	200	mm	Urban	9098.96	\$9,099	\$9,099	\$0	\$0	\$0	\$0	\$9,099
Griffith	Trunk Mains (excluding reticulation)	1996	200	mm	Urban	9259.51	\$9,260	\$9,260	\$0	\$0	\$0	\$0	\$9,260
Griffith	Trunk Mains (excluding reticulation)	1979	200	mm	Urban	10971.48	\$10,971	\$10,971	\$0	\$0	\$0	\$0	\$10,971
Griffith	Trunk Mains (excluding reticulation)	2001	200	mm	Urban	12542.4	\$12,542	\$12,542	\$0	\$0	\$0	\$0	\$12,542
Griffith	Trunk Mains (excluding reticulation)	1975	200	mm	Urban	13126.23	\$13,126	\$13,126	\$0	\$0	\$0	\$0	\$13,126
Griffith	Trunk Mains (excluding reticulation)	1979	200	mm	Urban	13394.94	\$13,395	\$13,395	\$0	\$0	\$0	\$0	\$13,395
Griffith	Trunk Mains (excluding reticulation)	1992	200	mm	Urban	14300.78	\$14,301	\$14,301	\$0	\$0	\$0	\$0	\$14,301
Griffith	Trunk Mains (excluding reticulation)	1940	200	mm	Urban	15115.36	\$0	\$0	\$15,115	\$0	\$0	\$0	\$0
Griffith	Trunk Mains (excluding reticulation)	2001	200	mm	Urban	15294.5	\$15,295	\$15,295	\$0	\$0	\$0	\$0	\$15,295



Griffith City Council

2012 DSP Background Document for Water Supply

# Existing Assets

DSP Area Served	AssetType	Construction Date / Year of Commission	Size	SizeUnits	Rural or Urban	CurrentReplacement Cost 2010 \$	Assets excluding pre 1970	Griffith	assets excluded	Headworks (Raw water storage)	Water Treatment Plant	Reservoirs	Trunk Mains (excluding reticulation)
Griffith	Trunk Mains (excluding reticulation)	1992	200	mm	Urban	15499	\$15,499	\$15,499	\$0	\$0	\$0	\$0	\$15,499
Griffith	Trunk Mains (excluding reticulation)	1986	200	mm	Urban	15782.91	\$15,783	\$15,783	\$0	\$0	\$0	\$0	\$15,783
Griffith	Trunk Mains (excluding reticulation)	1928	200	mm	Urban	15851	\$0	\$0	\$15,851	\$0	\$0	\$0	\$0
Griffith	Trunk Mains (excluding reticulation)	1986	200	mm	Urban	16381.17	\$16,381	\$16,381	\$0	\$0	\$0	\$0	\$16,381
Griffith	Trunk Mains (excluding reticulation)	1986	200	mm	Urban	16654.95	\$16,655	\$16,655	\$0	\$0	\$0	\$0	\$16,655
Griffith	Trunk Mains (excluding reticulation)	1986	200	mm	Urban	16654.95	\$16,655	\$16,655	\$0	\$0	\$0	\$0	\$16,655
Griffith	Trunk Mains (excluding reticulation)	2004	200	mm	Urban	16859.44	\$16,859	\$16,859	\$0	\$0	\$0	\$0	\$16,859
Griffith	Trunk Mains (excluding reticulation)	1996	200	mm	Urban	18093.14	\$18,093	\$18,093	\$0	\$0	\$0	\$0	\$18,093
Griffith	Trunk Mains (excluding reticulation)	1979	200	mm	Urban	18153.98	\$18,154	\$18,154	\$0	\$0	\$0	\$0	\$18,154
Griffith	Trunk Mains (excluding reticulation)	1975	200	mm	Urban	18547.75	\$18,548	\$18,548	\$0	\$0	\$0	\$0	\$18,548
Griffith	Trunk Mains (excluding reticulation)	1998	200	mm	Urban	19049.68	\$19,050	\$19,050	\$0	\$0	\$0	\$0	\$19,050
Griffith	Trunk Mains (excluding reticulation)	1940	200	mm	Urban	19421.48	\$0	\$0	\$19,421	\$0	\$0	\$0	\$0
Griffith	Trunk Mains (excluding reticulation)	1997	200	mm	Urban	19713.85	\$19,714	\$19,714	\$0	\$0	\$0	\$0	\$19,714
Griffith	Trunk Mains (excluding reticulation)	1986	200	mm	Urban	19827.08	\$19,827	\$19,827	\$0	\$0	\$0	\$0	\$19,827
Griffith	Trunk Mains (excluding reticulation)	1988	200	mm	Urban	21841.56	\$21,842	\$21,842	\$0	\$0	\$0	\$0	\$21,842
Griffith	Trunk Mains (excluding reticulation)	1965	200	mm	Urban	22536.15	\$0	\$0	\$22,536	\$0	\$0	\$0	\$0
Griffith	Trunk Mains (excluding reticulation)	1980	200	mm	Urban	24371.49	\$24,371	\$24,371	\$0	\$0	\$0	\$0	\$24,371
Griffith	Trunk Mains (excluding reticulation)	1940	200	mm	Urban	25601.81	\$0	\$0	\$25,602	\$0	\$0	\$0	\$0
Griffith	Trunk Mains (excluding reticulation)	1938	200	mm	Urban	26226.12	\$0	\$0	\$26,226	\$0	\$0	\$0	\$0
Griffith	Trunk Mains (excluding reticulation)	1998	200	mm	Urban	26876.07	\$26,876	\$26,876	\$0	\$0	\$0	\$0	\$26,876
Griffith	Trunk Mains (excluding reticulation)	1951	200	mm	Urban	27439.5	\$0	\$0	\$27,440	\$0	\$0	\$0	\$0
Griffith	Trunk Mains (excluding reticulation)	2001	200	mm	Urban	28584.66	\$28,585	\$28,585	\$0	\$0	\$0	\$0	\$28,585
Griffith	Trunk Mains (excluding reticulation)	1996	200	mm	Urban	34831.68	\$34,832	\$34,832	\$0	\$0	\$0	\$0	\$34,832
Griffith	Trunk Mains (excluding reticulation)	1965	200	mm	Urban	35739	\$0	\$0	\$35,739	\$0	\$0	\$0	\$0
Griffith	Trunk Mains (excluding reticulation)	1997	200	mm	Urban	36384.01	\$36,384	\$36,384	\$0	\$0	\$0	\$0	\$36,384
Griffith	Trunk Mains (excluding reticulation)	1928	200	mm	Urban	36569.5	\$0	\$0	\$36,570	\$0	\$0	\$0	\$0
Griffith	Trunk Mains (excluding reticulation)	1975	200	mm	Urban	37301.68	\$37,302	\$37,302	\$0	\$0	\$0	\$0	\$37,302
Griffith	Trunk Mains (excluding reticulation)	1974	200	mm	Urban	37573.77	\$37,574	\$37,574	\$0	\$0	\$0	\$0	\$37,574
Griffith	Trunk Mains (excluding reticulation)	1998	200	mm	Urban	38861.55	\$38,862	\$38,862	\$0	\$0	\$0	\$0	\$38,862
Griffith	Trunk Mains (excluding reticulation)	1994	200	mm	Urban	44222.23	\$44,222	\$44,222	\$0	\$0	\$0	\$0	\$44,222
Griffith	Trunk Mains (excluding reticulation)	1938	200	mm	Urban	44357.43	\$0	\$0	\$44,357	\$0	\$0	\$0	\$0
Griffith	Trunk Mains (excluding reticulation)	2001	200	mm	Urban	45420.44	\$45,420	\$45,420	\$0	\$0	\$0	\$0	\$45,420
Griffith	Trunk Mains (excluding reticulation)	2001	200	mm	Urban	49292.23	\$49,292	\$49,292	\$0	\$0	\$0	\$0	\$49,292
Griffith	Trunk Mains (excluding reticulation)	1980	200	mm	Urban	50764.22	\$50,764	\$50,764	\$0	\$0	\$0	\$0	\$50,764
Griffith	Trunk Mains (excluding reticulation)	1975	200	mm	Urban	51169.82	\$51,170	\$51,170	\$0	\$0	\$0	\$0	\$51,170
Griffith	Trunk Mains (excluding reticulation)	1992	200	mm	Urban	51822.16	\$51,822	\$51,822	\$0	\$0	\$0	\$0	\$51,822
Griffith	Trunk Mains (excluding reticulation)	1979	200	mm	Urban	54289.56	\$54,290	\$54,290	\$0	\$0	\$0	\$0	\$54,290
Griffith	Trunk Mains (excluding reticulation)	1994	200	mm	Urban	55286	\$55,286	\$55,286	\$0	\$0	\$0	\$0	\$55,286
Griffith	Trunk Mains (excluding reticulation)	1964	200	mm	Urban	57819.97	\$0	\$0	\$57,820	\$0	\$0	\$0	\$0
Griffith	Trunk Mains (excluding reticulation)	1986	200	mm	Urban	59854.73	\$59,855	\$59,855	\$0	\$0	\$0	\$0	\$59,855
Griffith	Trunk Mains (excluding reticulation)	1997	200	mm	Urban	60030.49	\$60,030	\$60,030	\$0	\$0	\$0	\$0	\$60,030
Griffith	Trunk Mains (excluding reticulation)	1998	200	mm	Urban	67084.55	\$67,085	\$67,085	\$0	\$0	\$0	\$0	\$67,085
Griffith	Trunk Mains (excluding reticulation)	1979	200	mm	Urban	76709.1	\$76,709	\$76,709	\$0	\$0	\$0	\$0	\$76,709
Griffith	Trunk Mains (excluding reticulation)	1996	200	mm	Urban	88792.6	\$88,793	\$88,793	\$0	\$0	\$0	\$0	\$88,793
Griffith	Trunk Mains (excluding reticulation)	2004	200	mm	Urban	91216.06	\$91,216	\$91,216	\$0	\$0	\$0	\$0	\$91,216
Griffith	Trunk Mains (excluding reticulation)	1960	200	mm	Urban	101766.21	\$0	\$0	\$101,766	\$0	\$0	\$0	\$0
Griffith	Trunk Mains (excluding reticulation)	1980	200	mm	Urban	104869.57	\$104,870	\$104,870	\$0	\$0	\$0	\$0	\$104,870
Griffith	Trunk Mains (excluding reticulation)	1940	200	mm	Urban	136848.25	\$0	\$0	\$136,848	\$0	\$0	\$0	\$0
Griffith	Trunk Mains (excluding reticulation)	2005	200	mm	Urban	173343.3	\$173,343	\$173,343	\$0	\$0	\$0	\$0	\$173,343
Griffith	Trunk Mains (excluding reticulation)	2006	225	mm	Urban	87.75	\$88	\$88	\$0	\$0	\$0	\$0	\$88
Griffith	Trunk Mains (excluding reticulation)	2006	225	mm	Urban	109.2	\$109	\$109	\$0	\$0	\$0	\$0	\$109
Griffith	Trunk Mains (excluding reticulation)	2006	225	mm	Urban	3065.4	\$3,065	\$3,065	\$0	\$0	\$0	\$0	\$3,065
Griffith	Trunk Mains (excluding reticulation)	2006	225	mm	Urban	5530.2	\$5,530	\$5,530	\$0	\$0	\$0	\$0	\$5,530
Griffith	Trunk Mains (excluding reticulation)	2006	225	mm	Urban	6007.95	\$6,008	\$6,008	\$0	\$0	\$0	\$0	\$6,008
Griffith	Trunk Mains (excluding reticulation)	2007	225	mm	Urban	7614.75	\$7,615	\$7,615	\$0	\$0	\$0	\$0	\$7,615
Griffith	Trunk Mains (excluding reticulation)	2006	225	mm	Urban	7630.35	\$7,630	\$7,630	\$0	\$0	\$0	\$0	\$7,630



Griffith City Council  
2012 DSP Background Document for Water Supply

# Existing Assets

DSP Area Served	AssetType	Construction Date / Year of Commission	Size	SizeUnits	Rural or Urban	CurrentReplacement Cost 2010 \$	Assets excluding pre 1970	Griffith	assets excluded	Headworks (Raw water storage)	Water Treatment Plant	Reservoirs	Trunk Mains (excluding reticulation)
Griffith	Trunk Mains (excluding reticulation)	2004	225	mm	Urban	13601.12	\$13,601	\$13,601	\$0	\$0	\$0	\$0	\$13,601
Griffith	Trunk Mains (excluding reticulation)	2007	225	mm	Urban	16715.4	\$16,715	\$16,715	\$0	\$0	\$0	\$0	\$16,715
Griffith	Trunk Mains (excluding reticulation)	2006	225	mm	Urban	43453.8	\$43,454	\$43,454	\$0	\$0	\$0	\$0	\$43,454
Griffith	Trunk Mains (excluding reticulation)	2006	225	mm	Urban	70213.65	\$70,214	\$70,214	\$0	\$0	\$0	\$0	\$70,214
Griffith	Trunk Mains (excluding reticulation)	2006	225	mm	Urban	70595.85	\$70,596	\$70,596	\$0	\$0	\$0	\$0	\$70,596
Griffith	Trunk Mains (excluding reticulation)	2006	225	mm	Urban	74872.2	\$74,872	\$74,872	\$0	\$0	\$0	\$0	\$74,872
Griffith	Trunk Mains (excluding reticulation)	1998	250	mm	Urban	284.05	\$284	\$284	\$0	\$0	\$0	\$0	\$284
Griffith	Trunk Mains (excluding reticulation)	1998	250	mm	Urban	424.84	\$425	\$425	\$0	\$0	\$0	\$0	\$425
Griffith	Trunk Mains (excluding reticulation)	1949	250	mm	Urban	777.44	\$0	\$0	\$777	\$0	\$0	\$0	\$0
Griffith	Trunk Mains (excluding reticulation)	1965	250	mm	Urban	850.85	\$0	\$0	\$851	\$0	\$0	\$0	\$0
Griffith	Trunk Mains (excluding reticulation)	1949	250	mm	Urban	1180.14	\$0	\$0	\$1,180	\$0	\$0	\$0	\$0
Griffith	Trunk Mains (excluding reticulation)	1971	250	mm	Urban	1314.08	\$1,314	\$1,314	\$0	\$0	\$0	\$0	\$1,314
Griffith	Trunk Mains (excluding reticulation)	1975	250	mm	Urban	2534.22	\$2,534	\$2,534	\$0	\$0	\$0	\$0	\$2,534
Griffith	Trunk Mains (excluding reticulation)	2007	250	mm	Urban	2635.49	\$2,635	\$2,635	\$0	\$0	\$0	\$0	\$2,635
Griffith	Trunk Mains (excluding reticulation)	2005	250	mm	Urban	2712.06	\$2,712	\$2,712	\$0	\$0	\$0	\$0	\$2,712
Griffith	Trunk Mains (excluding reticulation)	2007	250	mm	Urban	3186.3	\$3,186	\$3,186	\$0	\$0	\$0	\$0	\$3,186
Griffith	Trunk Mains (excluding reticulation)	1963	250	mm	Urban	3312.72	\$0	\$0	\$3,313	\$0	\$0	\$0	\$0
Griffith	Trunk Mains (excluding reticulation)	1972	250	mm	Urban	3371.2	\$3,371	\$3,371	\$0	\$0	\$0	\$0	\$3,371
Griffith	Trunk Mains (excluding reticulation)	1986	250	mm	Urban	3791.74	\$3,792	\$3,792	\$0	\$0	\$0	\$0	\$3,792
Griffith	Trunk Mains (excluding reticulation)	1965	250	mm	Urban	4550.39	\$0	\$0	\$4,550	\$0	\$0	\$0	\$0
Griffith	Trunk Mains (excluding reticulation)	1963	250	mm	Urban	4704.71	\$0	\$0	\$4,705	\$0	\$0	\$0	\$0
Griffith	Trunk Mains (excluding reticulation)	1996	250	mm	Urban	7054.32	\$7,054	\$7,054	\$0	\$0	\$0	\$0	\$7,054
Griffith	Trunk Mains (excluding reticulation)	1988	250	mm	Urban	7285.92	\$7,286	\$7,286	\$0	\$0	\$0	\$0	\$7,286
Griffith	Trunk Mains (excluding reticulation)	1949	250	mm	Urban	7380.25	\$0	\$0	\$7,380	\$0	\$0	\$0	\$0
Griffith	Trunk Mains (excluding reticulation)	1971	250	mm	Urban	7585.2	\$7,585	\$7,585	\$0	\$0	\$0	\$0	\$7,585
Griffith	Trunk Mains (excluding reticulation)	1996	250	mm	Urban	8051.03	\$8,051	\$8,051	\$0	\$0	\$0	\$0	\$8,051
Griffith	Trunk Mains (excluding reticulation)	1967	250	mm	Urban	8342	\$0	\$0	\$8,342	\$0	\$0	\$0	\$0
Griffith	Trunk Mains (excluding reticulation)	1949	250	mm	Urban	9160.72	\$0	\$0	\$9,161	\$0	\$0	\$0	\$0
Griffith	Trunk Mains (excluding reticulation)	1949	250	mm	Urban	11134.53	\$0	\$0	\$11,135	\$0	\$0	\$0	\$0
Griffith	Trunk Mains (excluding reticulation)	1949	250	mm	Urban	11238.48	\$0	\$0	\$11,238	\$0	\$0	\$0	\$0
Griffith	Trunk Mains (excluding reticulation)	1986	250	mm	Urban	11553.88	\$11,554	\$11,554	\$0	\$0	\$0	\$0	\$11,554
Griffith	Trunk Mains (excluding reticulation)	1963	250	mm	Urban	13756.56	\$0	\$0	\$13,757	\$0	\$0	\$0	\$0
Griffith	Trunk Mains (excluding reticulation)	1949	250	mm	Urban	14884.88	\$0	\$0	\$14,885	\$0	\$0	\$0	\$0
Griffith	Trunk Mains (excluding reticulation)	1998	250	mm	Urban	15297.62	\$15,298	\$15,298	\$0	\$0	\$0	\$0	\$15,298
Griffith	Trunk Mains (excluding reticulation)	1949	250	mm	Urban	17509.6	\$0	\$0	\$17,510	\$0	\$0	\$0	\$0
Griffith	Trunk Mains (excluding reticulation)	1986	250	mm	Urban	23861.37	\$23,861	\$23,861	\$0	\$0	\$0	\$0	\$23,861
Griffith	Trunk Mains (excluding reticulation)	1979	250	mm	Urban	24986.26	\$24,986	\$24,986	\$0	\$0	\$0	\$0	\$24,986
Griffith	Trunk Mains (excluding reticulation)	1965	250	mm	Urban	25865.84	\$0	\$0	\$25,866	\$0	\$0	\$0	\$0
Griffith	Trunk Mains (excluding reticulation)	1986	250	mm	Urban	28734.42	\$28,734	\$28,734	\$0	\$0	\$0	\$0	\$28,734
Griffith	Trunk Mains (excluding reticulation)	1979	250	mm	Urban	31300.23	\$31,300	\$31,300	\$0	\$0	\$0	\$0	\$31,300
Griffith	Trunk Mains (excluding reticulation)	1949	250	mm	Urban	31510.4	\$0	\$0	\$31,510	\$0	\$0	\$0	\$0
Griffith	Trunk Mains (excluding reticulation)	1996	250	mm	Urban	31740.02	\$31,740	\$31,740	\$0	\$0	\$0	\$0	\$31,740
Griffith	Trunk Mains (excluding reticulation)	1979	250	mm	Urban	33872.67	\$33,873	\$33,873	\$0	\$0	\$0	\$0	\$33,873
Griffith	Trunk Mains (excluding reticulation)	1949	250	mm	Urban	40594.24	\$0	\$0	\$40,594	\$0	\$0	\$0	\$0
Griffith	Trunk Mains (excluding reticulation)	1949	250	mm	Urban	40594.24	\$0	\$0	\$40,594	\$0	\$0	\$0	\$0
Griffith	Trunk Mains (excluding reticulation)	1989	250	mm	Urban	42838.64	\$42,839	\$42,839	\$0	\$0	\$0	\$0	\$42,839
Griffith	Trunk Mains (excluding reticulation)	1949	250	mm	Urban	44904.53	\$0	\$0	\$44,905	\$0	\$0	\$0	\$0
Griffith	Trunk Mains (excluding reticulation)	1971	250	mm	Urban	46233.6	\$46,234	\$46,234	\$0	\$0	\$0	\$0	\$46,234
Griffith	Trunk Mains (excluding reticulation)	1949	250	mm	Urban	50024.48	\$0	\$0	\$50,024	\$0	\$0	\$0	\$0
Griffith	Trunk Mains (excluding reticulation)	1979	250	mm	Urban	53247.74	\$53,248	\$53,248	\$0	\$0	\$0	\$0	\$53,248
Griffith	Trunk Mains (excluding reticulation)	1963	250	mm	Urban	66254.91	\$0	\$0	\$66,255	\$0	\$0	\$0	\$0
Griffith	Trunk Mains (excluding reticulation)	1967	250	mm	Urban	73337.36	\$0	\$0	\$73,337	\$0	\$0	\$0	\$0
Griffith	Trunk Mains (excluding reticulation)	1963	250	mm	Urban	74916.32	\$0	\$0	\$74,916	\$0	\$0	\$0	\$0
Griffith	Trunk Mains (excluding reticulation)	1971	250	mm	Urban	79381.44	\$79,381	\$79,381	\$0	\$0	\$0	\$0	\$79,381
Griffith	Trunk Mains (excluding reticulation)	1975	250	mm	Urban	84496.72	\$84,497	\$84,497	\$0	\$0	\$0	\$0	\$84,497
Griffith	Trunk Mains (excluding reticulation)	1969	250	mm	Urban	88713.82	\$0	\$0	\$88,714	\$0	\$0	\$0	\$0



Griffith City Council  
2012 DSP Background Document for Water Supply

# Existing Assets

DSP Area Served	AssetType	Construction Date / Year of Commission	Size	SizeUnits	Rural or Urban	CurrentReplacement Cost 2010 \$	Assets excluding pre 1970	Griffith	assets excluded	Headworks (Raw water storage)	Water Treatment Plant	Reservoirs	Trunk Mains (excluding reticulation)
Griffith	Trunk Mains (excluding reticulation)	1949	250	mm	Urban	131383.92	\$0	\$0	\$131,384	\$0	\$0	\$0	\$0
Griffith	Trunk Mains (excluding reticulation)	1949	250	mm	Urban	157570.47	\$0	\$0	\$157,570	\$0	\$0	\$0	\$0
Griffith	Trunk Mains (excluding reticulation)	1971	250	mm	Urban	172925.36	\$172,925	\$172,925	\$0	\$0	\$0	\$0	\$172,925
Griffith	Trunk Mains (excluding reticulation)	1975	300	mm	Urban	32.76	\$33	\$33	\$0	\$0	\$0	\$0	\$33
Griffith	Trunk Mains (excluding reticulation)	1965	300	mm	Urban	351.05	\$0	\$0	\$351	\$0	\$0	\$0	\$0
Griffith	Trunk Mains (excluding reticulation)	2006	300	mm	Urban	595.14	\$595	\$595	\$0	\$0	\$0	\$0	\$595
Griffith	Trunk Mains (excluding reticulation)	1971	300	mm	Urban	702.1	\$702	\$702	\$0	\$0	\$0	\$0	\$702
Griffith	Trunk Mains (excluding reticulation)	2006	300	mm	Urban	876.33	\$876	\$876	\$0	\$0	\$0	\$0	\$876
Griffith	Trunk Mains (excluding reticulation)	2004	300	mm	Urban	1182.09	\$1,182	\$1,182	\$0	\$0	\$0	\$0	\$1,182
Griffith	Trunk Mains (excluding reticulation)	1949	300	mm	Urban	1236	\$0	\$0	\$1,236	\$0	\$0	\$0	\$0
Griffith	Trunk Mains (excluding reticulation)	2006	300	mm	Urban	1242.15	\$1,242	\$1,242	\$0	\$0	\$0	\$0	\$1,242
Griffith	Trunk Mains (excluding reticulation)	1949	300	mm	Urban	1417.43	\$0	\$0	\$1,417	\$0	\$0	\$0	\$0
Griffith	Trunk Mains (excluding reticulation)	2006	300	mm	Urban	1526.07	\$1,526	\$1,526	\$0	\$0	\$0	\$0	\$1,526
Griffith	Trunk Mains (excluding reticulation)	2006	300	mm	Urban	1526.07	\$1,526	\$1,526	\$0	\$0	\$0	\$0	\$1,526
Griffith	Trunk Mains (excluding reticulation)	1971	300	mm	Urban	1548.75	\$1,549	\$1,549	\$0	\$0	\$0	\$0	\$1,549
Griffith	Trunk Mains (excluding reticulation)	2006	300	mm	Urban	1575.21	\$1,575	\$1,575	\$0	\$0	\$0	\$0	\$1,575
Griffith	Trunk Mains (excluding reticulation)	2007	300	mm	Urban	1659.84	\$1,660	\$1,660	\$0	\$0	\$0	\$0	\$1,660
Griffith	Trunk Mains (excluding reticulation)	2006	300	mm	Urban	1698.06	\$1,698	\$1,698	\$0	\$0	\$0	\$0	\$1,698
Griffith	Trunk Mains (excluding reticulation)	2006	300	mm	Urban	1703.52	\$1,704	\$1,704	\$0	\$0	\$0	\$0	\$1,704
Griffith	Trunk Mains (excluding reticulation)	2006	300	mm	Urban	2167.62	\$2,168	\$2,168	\$0	\$0	\$0	\$0	\$2,168
Griffith	Trunk Mains (excluding reticulation)	1986	300	mm	Urban	3514.63	\$3,515	\$3,515	\$0	\$0	\$0	\$0	\$3,515
Griffith	Trunk Mains (excluding reticulation)	1949	300	mm	Urban	3626.14	\$0	\$0	\$3,626	\$0	\$0	\$0	\$0
Griffith	Trunk Mains (excluding reticulation)	1949	300	mm	Urban	3628.17	\$0	\$0	\$3,628	\$0	\$0	\$0	\$0
Griffith	Trunk Mains (excluding reticulation)	1996	300	mm	Urban	3767.4	\$3,767	\$3,767	\$0	\$0	\$0	\$0	\$3,767
Griffith	Trunk Mains (excluding reticulation)	2007	300	mm	Urban	5372.64	\$5,373	\$5,373	\$0	\$0	\$0	\$0	\$5,373
Griffith	Trunk Mains (excluding reticulation)	1996	300	mm	Urban	6571.11	\$6,571	\$6,571	\$0	\$0	\$0	\$0	\$6,571
Griffith	Trunk Mains (excluding reticulation)	1965	300	mm	Urban	11617.69	\$0	\$0	\$11,618	\$0	\$0	\$0	\$0
Griffith	Trunk Mains (excluding reticulation)	2007	300	mm	Urban	11900.07	\$11,900	\$11,900	\$0	\$0	\$0	\$0	\$11,900
Griffith	Trunk Mains (excluding reticulation)	1992	300	mm	Urban	12437.88	\$12,438	\$12,438	\$0	\$0	\$0	\$0	\$12,438
Griffith	Trunk Mains (excluding reticulation)	1996	300	mm	Urban	12664.47	\$12,664	\$12,664	\$0	\$0	\$0	\$0	\$12,664
Griffith	Trunk Mains (excluding reticulation)	1996	300	mm	Urban	13284.18	\$13,284	\$13,284	\$0	\$0	\$0	\$0	\$13,284
Griffith	Trunk Mains (excluding reticulation)	1965	300	mm	Urban	14727.58	\$0	\$0	\$14,728	\$0	\$0	\$0	\$0
Griffith	Trunk Mains (excluding reticulation)	1971	300	mm	Urban	17771.39	\$17,771	\$17,771	\$0	\$0	\$0	\$0	\$17,771
Griffith	Trunk Mains (excluding reticulation)	1949	300	mm	Urban	20901.93	\$0	\$0	\$20,902	\$0	\$0	\$0	\$0
Griffith	Trunk Mains (excluding reticulation)	2007	300	mm	Urban	21182.07	\$21,182	\$21,182	\$0	\$0	\$0	\$0	\$21,182
Griffith	Trunk Mains (excluding reticulation)	1976	300	mm	Urban	35022.4	\$35,022	\$35,022	\$0	\$0	\$0	\$0	\$35,022
Griffith	Trunk Mains (excluding reticulation)	1949	300	mm	Urban	39076.52	\$0	\$0	\$39,077	\$0	\$0	\$0	\$0
Griffith	Trunk Mains (excluding reticulation)	1949	300	mm	Urban	46297.31	\$0	\$0	\$46,297	\$0	\$0	\$0	\$0
Griffith	Trunk Mains (excluding reticulation)	1971	300	mm	Urban	47069.61	\$47,070	\$47,070	\$0	\$0	\$0	\$0	\$47,070
Griffith	Trunk Mains (excluding reticulation)	1971	300	mm	Urban	55358.52	\$55,359	\$55,359	\$0	\$0	\$0	\$0	\$55,359
Griffith	Trunk Mains (excluding reticulation)	1949	300	mm	Urban	55418.75	\$0	\$0	\$55,419	\$0	\$0	\$0	\$0
Griffith	Trunk Mains (excluding reticulation)	1965	300	mm	Urban	56139.09	\$0	\$0	\$56,139	\$0	\$0	\$0	\$0
Griffith	Trunk Mains (excluding reticulation)	1971	300	mm	Urban	58092.58	\$58,093	\$58,093	\$0	\$0	\$0	\$0	\$58,093
Griffith	Trunk Mains (excluding reticulation)	2007	300	mm	Urban	60851.7	\$60,852	\$60,852	\$0	\$0	\$0	\$0	\$60,852
Griffith	Trunk Mains (excluding reticulation)	1965	300	mm	Urban	62082.16	\$0	\$0	\$62,082	\$0	\$0	\$0	\$0
Griffith	Trunk Mains (excluding reticulation)	2007	300	mm	Urban	69923.49	\$69,923	\$69,923	\$0	\$0	\$0	\$0	\$69,923
Griffith	Trunk Mains (excluding reticulation)	1965	300	mm	Urban	75009.06	\$0	\$0	\$75,009	\$0	\$0	\$0	\$0
Griffith	Trunk Mains (excluding reticulation)	1929	300	mm	Urban	87031.49	\$0	\$0	\$87,031	\$0	\$0	\$0	\$0
Griffith	Trunk Mains (excluding reticulation)	1949	300	mm	Urban	87452.82	\$0	\$0	\$87,453	\$0	\$0	\$0	\$0
Griffith	Trunk Mains (excluding reticulation)	1949	300	mm	Urban	87898.79	\$0	\$0	\$87,899	\$0	\$0	\$0	\$0
Griffith	Trunk Mains (excluding reticulation)	1949	300	mm	Urban	96468.68	\$0	\$0	\$96,469	\$0	\$0	\$0	\$0
Griffith	Trunk Mains (excluding reticulation)	1949	300	mm	Urban	105067.2	\$0	\$0	\$105,067	\$0	\$0	\$0	\$0
Griffith	Trunk Mains (excluding reticulation)	1929	300	mm	Urban	111873.44	\$0	\$0	\$111,873	\$0	\$0	\$0	\$0
Griffith	Trunk Mains (excluding reticulation)	2004	300	mm	Urban	113052.03	\$113,052	\$113,052	\$0	\$0	\$0	\$0	\$113,052
Griffith	Trunk Mains (excluding reticulation)	1971	300	mm	Urban	124949.02	\$124,949	\$124,949	\$0	\$0	\$0	\$0	\$124,949
Griffith	Trunk Mains (excluding reticulation)	1949	300	mm	Urban	128311.45	\$0	\$0	\$128,311	\$0	\$0	\$0	\$0



Griffith City Council  
2012 DSP Background Document for Water Supply

# Existing Assets

DSP Area Served	AssetType	Constructio nDate / Year of Commissio	Size	SizeUnits	Rural or Urban	CurrentReplacement Cost 2010 \$	Assets excluding pre 1970	Griffith	assets excluded	Headworks (Raw water storage)	Water Treatment Plant	Reservoirs	Trunk Mains (excluding reticulation)
Griffith	Trunk Mains (excluding reticulation)	1949	300	mm	Urban	167430.2	\$0	\$0	\$167,430	\$0	\$0	\$0	\$0
Griffith	Trunk Mains (excluding reticulation)	2007	375	mm	Urban	473.2	\$473	\$473	\$0	\$0	\$0	\$0	\$473
Griffith	Trunk Mains (excluding reticulation)	1994	375	mm	Urban	2325.44	\$2,325	\$2,325	\$0	\$0	\$0	\$0	\$2,325
Griffith	Trunk Mains (excluding reticulation)	1986	375	mm	Urban	2337.48	\$2,337	\$2,337	\$0	\$0	\$0	\$0	\$2,337
Griffith	Trunk Mains (excluding reticulation)	1994	375	mm	Urban	4214.86	\$4,215	\$4,215	\$0	\$0	\$0	\$0	\$4,215
Griffith	Trunk Mains (excluding reticulation)	1990	375	mm	Urban	5881.2	\$5,881	\$5,881	\$0	\$0	\$0	\$0	\$5,881
Griffith	Trunk Mains (excluding reticulation)	1994	375	mm	Urban	6378.06	\$6,378	\$6,378	\$0	\$0	\$0	\$0	\$6,378
Griffith	Trunk Mains (excluding reticulation)	1994	375	mm	Urban	7490.08	\$7,490	\$7,490	\$0	\$0	\$0	\$0	\$7,490
Griffith	Trunk Mains (excluding reticulation)	1994	375	mm	Urban	7595.52	\$7,596	\$7,596	\$0	\$0	\$0	\$0	\$7,596
Griffith	Trunk Mains (excluding reticulation)	1994	375	mm	Urban	8247.2	\$8,247	\$8,247	\$0	\$0	\$0	\$0	\$8,247
Griffith	Trunk Mains (excluding reticulation)	1990	375	mm	Urban	11174.28	\$11,174	\$11,174	\$0	\$0	\$0	\$0	\$11,174
Griffith	Trunk Mains (excluding reticulation)	1994	375	mm	Urban	11789.44	\$11,789	\$11,789	\$0	\$0	\$0	\$0	\$11,789
Griffith	Trunk Mains (excluding reticulation)	2007	375	mm	Urban	11843.52	\$11,844	\$11,844	\$0	\$0	\$0	\$0	\$11,844
Griffith	Trunk Mains (excluding reticulation)	1994	375	mm	Urban	12029.42	\$12,029	\$12,029	\$0	\$0	\$0	\$0	\$12,029
Griffith	Trunk Mains (excluding reticulation)	1993	375	mm	Urban	12543.18	\$12,543	\$12,543	\$0	\$0	\$0	\$0	\$12,543
Griffith	Trunk Mains (excluding reticulation)	2007	375	mm	Urban	14537.38	\$14,537	\$14,537	\$0	\$0	\$0	\$0	\$14,537
Griffith	Trunk Mains (excluding reticulation)	1990	375	mm	Urban	15416.18	\$15,416	\$15,416	\$0	\$0	\$0	\$0	\$15,416
Griffith	Trunk Mains (excluding reticulation)	1996	375	mm	Urban	22247.16	\$22,247	\$22,247	\$0	\$0	\$0	\$0	\$22,247
Griffith	Trunk Mains (excluding reticulation)	1996	375	mm	Urban	22612.2	\$22,612	\$22,612	\$0	\$0	\$0	\$0	\$22,612
Griffith	Trunk Mains (excluding reticulation)	1994	375	mm	Urban	25782.64	\$25,783	\$25,783	\$0	\$0	\$0	\$0	\$25,783
Griffith	Trunk Mains (excluding reticulation)	1958	375	mm	Urban	25815.48	\$0	\$0	\$25,815	\$0	\$0	\$0	\$0
Griffith	Trunk Mains (excluding reticulation)	2000	375	mm	Urban	26533	\$26,533	\$26,533	\$0	\$0	\$0	\$0	\$26,533
Griffith	Trunk Mains (excluding reticulation)	1994	375	mm	Urban	32417.58	\$32,418	\$32,418	\$0	\$0	\$0	\$0	\$32,418
Griffith	Trunk Mains (excluding reticulation)	1994	375	mm	Urban	33600.58	\$33,601	\$33,601	\$0	\$0	\$0	\$0	\$33,601
Griffith	Trunk Mains (excluding reticulation)	1996	375	mm	Urban	34807.24	\$34,807	\$34,807	\$0	\$0	\$0	\$0	\$34,807
Griffith	Trunk Mains (excluding reticulation)	1994	375	mm	Urban	35533.94	\$35,534	\$35,534	\$0	\$0	\$0	\$0	\$35,534
Griffith	Trunk Mains (excluding reticulation)	1986	375	mm	Urban	36677.28	\$36,677	\$36,677	\$0	\$0	\$0	\$0	\$36,677
Griffith	Trunk Mains (excluding reticulation)	1994	375	mm	Urban	43872.4	\$43,872	\$43,872	\$0	\$0	\$0	\$0	\$43,872
Griffith	Trunk Mains (excluding reticulation)	1995	375	mm	Urban	47181.42	\$47,181	\$47,181	\$0	\$0	\$0	\$0	\$47,181
Griffith	Trunk Mains (excluding reticulation)	1994	375	mm	Urban	72980.96	\$72,981	\$72,981	\$0	\$0	\$0	\$0	\$72,981
Griffith	Trunk Mains (excluding reticulation)	1996	375	mm	Urban	81752.06	\$81,752	\$81,752	\$0	\$0	\$0	\$0	\$81,752
Griffith	Trunk Mains (excluding reticulation)	1966	375	mm	Urban	82178.16	\$0	\$0	\$82,178	\$0	\$0	\$0	\$0
Griffith	Trunk Mains (excluding reticulation)	1966	375	mm	Urban	82178.16	\$0	\$0	\$82,178	\$0	\$0	\$0	\$0
Griffith	Trunk Mains (excluding reticulation)	1966	375	mm	Urban	82178.16	\$0	\$0	\$82,178	\$0	\$0	\$0	\$0
Griffith	Trunk Mains (excluding reticulation)	1994	375	mm	Urban	90857.78	\$90,858	\$90,858	\$0	\$0	\$0	\$0	\$90,858
Griffith	Trunk Mains (excluding reticulation)	2000	375	mm	Urban	96150.86	\$96,151	\$96,151	\$0	\$0	\$0	\$0	\$96,151
Griffith	Trunk Mains (excluding reticulation)	1994	375	mm	Urban	96245.5	\$96,246	\$96,246	\$0	\$0	\$0	\$0	\$96,246
Griffith	Trunk Mains (excluding reticulation)	1982	375	mm	Urban	109546.8	\$109,547	\$109,547	\$0	\$0	\$0	\$0	\$109,547
Griffith	Trunk Mains (excluding reticulation)	1986	375	mm	Urban	110160.84	\$110,161	\$110,161	\$0	\$0	\$0	\$0	\$110,161
Griffith	Trunk Mains (excluding reticulation)	1986	375	mm	Urban	115047.36	\$115,047	\$115,047	\$0	\$0	\$0	\$0	\$115,047
Griffith	Trunk Mains (excluding reticulation)	1987	375	mm	Urban	145583.36	\$145,583	\$145,583	\$0	\$0	\$0	\$0	\$145,583
Griffith	Trunk Mains (excluding reticulation)	1996	375	mm	Urban	149105.32	\$149,105	\$149,105	\$0	\$0	\$0	\$0	\$149,105
Griffith	Trunk Mains (excluding reticulation)	1986	375	mm	Urban	192119.2	\$192,119	\$192,119	\$0	\$0	\$0	\$0	\$192,119
Griffith	Trunk Mains (excluding reticulation)	2007	375	mm	Urban	197456.22	\$197,456	\$197,456	\$0	\$0	\$0	\$0	\$197,456
Griffith	Trunk Mains (excluding reticulation)	1958	375	mm	Urban	244424.04	\$0	\$0	\$244,424	\$0	\$0	\$0	\$0
Griffith	Trunk Mains (excluding reticulation)	1966	375	mm	Urban	248134.08	\$0	\$0	\$248,134	\$0	\$0	\$0	\$0
Griffith	Trunk Mains (excluding reticulation)	2007	375	mm	Urban	263139.76	\$263,140	\$263,140	\$0	\$0	\$0	\$0	\$263,140
Griffith	Trunk Mains (excluding reticulation)	1958	375	mm	Urban	294651.48	\$0	\$0	\$294,651	\$0	\$0	\$0	\$0
Griffith	Trunk Mains (excluding reticulation)	2007	400	mm	Urban	12105.45	\$12,105	\$12,105	\$0	\$0	\$0	\$0	\$12,105
Griffith	Trunk Mains (excluding reticulation)	2007	400	mm	Urban	50629.05	\$50,629	\$50,629	\$0	\$0	\$0	\$0	\$50,629
Griffith	Trunk Mains (excluding reticulation)	2008	450	mm	Urban	967.5525	\$968	\$968	\$0	\$0	\$0	\$0	\$968
Griffith	Trunk Mains (excluding reticulation)	1986	450	mm	Urban	208.21	\$208	\$208	\$0	\$0	\$0	\$0	\$208
Griffith	Trunk Mains (excluding reticulation)	1981	450	mm	Urban	257.19	\$257	\$257	\$0	\$0	\$0	\$0	\$257
Griffith	Trunk Mains (excluding reticulation)	1988	450	mm	Urban	285.77	\$286	\$286	\$0	\$0	\$0	\$0	\$286
Griffith	Trunk Mains (excluding reticulation)	1966	450	mm	Urban	309.5	\$0	\$0	\$310	\$0	\$0	\$0	\$0
Griffith	Trunk Mains (excluding reticulation)	2004	450	mm	Urban	322.51	\$323	\$323	\$0	\$0	\$0	\$0	\$323



Griffith City Council  
2012 DSP Background Document for Water Supply

# Existing Assets

DSP Area Served	AssetType	Constructio nDate / Year of Commissio	Size	SizeUnits	Rural or Urban	CurrentReplacement Cost 2010 \$	Assets excluding pre 1970	Griffith	assets excluded	Headworks (Raw water storage)	Water Treatment Plant	Reservoirs	Trunk Mains (excluding reticulation)
Griffith	Trunk Mains (excluding reticulation)	1984	450	mm	Urban	396	\$396	\$396	\$0	\$0	\$0	\$0	\$396
Griffith	Trunk Mains (excluding reticulation)	1984	450	mm	Urban	412.33	\$412	\$412	\$0	\$0	\$0	\$0	\$412
Griffith	Trunk Mains (excluding reticulation)	1988	450	mm	Urban	428.66	\$429	\$429	\$0	\$0	\$0	\$0	\$429
Griffith	Trunk Mains (excluding reticulation)	1984	450	mm	Urban	440.91	\$441	\$441	\$0	\$0	\$0	\$0	\$441
Griffith	Trunk Mains (excluding reticulation)	1981	450	mm	Urban	485.81	\$486	\$486	\$0	\$0	\$0	\$0	\$486
Griffith	Trunk Mains (excluding reticulation)	1986	450	mm	Urban	498.06	\$498	\$498	\$0	\$0	\$0	\$0	\$498
Griffith	Trunk Mains (excluding reticulation)	1986	450	mm	Urban	632.78	\$633	\$633	\$0	\$0	\$0	\$0	\$633
Griffith	Trunk Mains (excluding reticulation)	1966	450	mm	Urban	695.91	\$0	\$0	\$696	\$0	\$0	\$0	\$0
Griffith	Trunk Mains (excluding reticulation)	1986	450	mm	Urban	910.39	\$910	\$910	\$0	\$0	\$0	\$0	\$910
Griffith	Trunk Mains (excluding reticulation)	1986	450	mm	Urban	1155.33	\$1,155	\$1,155	\$0	\$0	\$0	\$0	\$1,155
Griffith	Trunk Mains (excluding reticulation)	1966	450	mm	Urban	1479.41	\$0	\$0	\$1,479	\$0	\$0	\$0	\$0
Griffith	Trunk Mains (excluding reticulation)	1966	450	mm	Urban	1812.44	\$0	\$0	\$1,812	\$0	\$0	\$0	\$0
Griffith	Trunk Mains (excluding reticulation)	1981	450	mm	Urban	2282.09	\$2,282	\$2,282	\$0	\$0	\$0	\$0	\$2,282
Griffith	Trunk Mains (excluding reticulation)	2004	450	mm	Urban	2522.96	\$2,523	\$2,523	\$0	\$0	\$0	\$0	\$2,523
Griffith	Trunk Mains (excluding reticulation)	1966	450	mm	Urban	4159.68	\$0	\$0	\$4,160	\$0	\$0	\$0	\$0
Griffith	Trunk Mains (excluding reticulation)	2004	450	mm	Urban	6229.83	\$6,230	\$6,230	\$0	\$0	\$0	\$0	\$6,230
Griffith	Trunk Mains (excluding reticulation)	1966	450	mm	Urban	7650.23	\$0	\$0	\$7,650	\$0	\$0	\$0	\$0
Griffith	Trunk Mains (excluding reticulation)	1967	450	mm	Urban	11032.08	\$0	\$0	\$11,032	\$0	\$0	\$0	\$0
Griffith	Trunk Mains (excluding reticulation)	1986	450	mm	Urban	15007.1	\$15,007	\$15,007	\$0	\$0	\$0	\$0	\$15,007
Griffith	Trunk Mains (excluding reticulation)	2005	450	mm	Urban	16852.37	\$16,852	\$16,852	\$0	\$0	\$0	\$0	\$16,852
Griffith	Trunk Mains (excluding reticulation)	1981	450	mm	Urban	19836.65	\$19,837	\$19,837	\$0	\$0	\$0	\$0	\$19,837
Griffith	Trunk Mains (excluding reticulation)	1984	450	mm	Urban	26535.95	\$26,536	\$26,536	\$0	\$0	\$0	\$0	\$26,536
Griffith	Trunk Mains (excluding reticulation)	2005	450	mm	Urban	26629.85	\$26,630	\$26,630	\$0	\$0	\$0	\$0	\$26,630
Griffith	Trunk Mains (excluding reticulation)	1981	450	mm	Urban	35611.25	\$35,611	\$35,611	\$0	\$0	\$0	\$0	\$35,611
Griffith	Trunk Mains (excluding reticulation)	1981	450	mm	Urban	35868.45	\$35,868	\$35,868	\$0	\$0	\$0	\$0	\$35,868
Griffith	Trunk Mains (excluding reticulation)	1981	450	mm	Urban	36742.09	\$36,742	\$36,742	\$0	\$0	\$0	\$0	\$36,742
Griffith	Trunk Mains (excluding reticulation)	1981	450	mm	Urban	38722.08	\$38,722	\$38,722	\$0	\$0	\$0	\$0	\$38,722
Griffith	Trunk Mains (excluding reticulation)	1986	450	mm	Urban	56991.07	\$56,991	\$56,991	\$0	\$0	\$0	\$0	\$56,991
Griffith	Trunk Mains (excluding reticulation)	2005	450	mm	Urban	65270.28	\$65,270	\$65,270	\$0	\$0	\$0	\$0	\$65,270
Griffith	Trunk Mains (excluding reticulation)	2004	450	mm	Urban	70352.94	\$70,353	\$70,353	\$0	\$0	\$0	\$0	\$70,353
Griffith	Trunk Mains (excluding reticulation)	2007	450	mm	Urban	75505	\$75,505	\$75,505	\$0	\$0	\$0	\$0	\$75,505
Griffith	Trunk Mains (excluding reticulation)	2004	450	mm	Urban	80938.74	\$80,939	\$80,939	\$0	\$0	\$0	\$0	\$80,939
Griffith	Trunk Mains (excluding reticulation)	1986	450	mm	Urban	109075.02	\$109,075	\$109,075	\$0	\$0	\$0	\$0	\$109,075
Griffith	Trunk Mains (excluding reticulation)	1986	450	mm	Urban	109075.02	\$109,075	\$109,075	\$0	\$0	\$0	\$0	\$109,075
Griffith	Trunk Mains (excluding reticulation)	1986	450	mm	Urban	110271.18	\$110,271	\$110,271	\$0	\$0	\$0	\$0	\$110,271
Griffith	Trunk Mains (excluding reticulation)	1986	450	mm	Urban	167846.04	\$167,846	\$167,846	\$0	\$0	\$0	\$0	\$167,846
Griffith	Trunk Mains (excluding reticulation)	2004	450	mm	Urban	188327.71	\$188,328	\$188,328	\$0	\$0	\$0	\$0	\$188,328
Griffith	Trunk Mains (excluding reticulation)	1966	450	mm	Urban	200754.08	\$0	\$0	\$200,754	\$0	\$0	\$0	\$0
Griffith	Trunk Mains (excluding reticulation)	2009	450	mm	Urban	218864.25	\$218,864	\$218,864	\$0	\$0	\$0	\$0	\$218,864
Griffith	Trunk Mains (excluding reticulation)	1967	450	mm	Urban	219404.55	\$0	\$0	\$219,405	\$0	\$0	\$0	\$0
Griffith	Trunk Mains (excluding reticulation)	1986	450	mm	Urban	232483.54	\$232,484	\$232,484	\$0	\$0	\$0	\$0	\$232,484
Griffith	Trunk Mains (excluding reticulation)	1966	450	mm	Urban	302675.59	\$0	\$0	\$302,676	\$0	\$0	\$0	\$0
Griffith	Trunk Mains (excluding reticulation)	1966	450	mm	Urban	302675.59	\$0	\$0	\$302,676	\$0	\$0	\$0	\$0
Griffith	Trunk Mains (excluding reticulation)	2005	450	mm	Urban	304159.19	\$304,159	\$304,159	\$0	\$0	\$0	\$0	\$304,159
Griffith	Trunk Mains (excluding reticulation)	1966	450	mm	Urban	361264.72	\$0	\$0	\$361,265	\$0	\$0	\$0	\$0
Griffith	Trunk Mains (excluding reticulation)	1986	500	mm	Urban	357.76	\$358	\$358	\$0	\$0	\$0	\$0	\$358
Griffith	Trunk Mains (excluding reticulation)	1986	500	mm	Urban	375.38	\$375	\$375	\$0	\$0	\$0	\$0	\$375
Griffith	Trunk Mains (excluding reticulation)	1986	500	mm	Urban	468	\$468	\$468	\$0	\$0	\$0	\$0	\$468
Griffith	Trunk Mains (excluding reticulation)	1986	500	mm	Urban	614.25	\$614	\$614	\$0	\$0	\$0	\$0	\$614
Griffith	Trunk Mains (excluding reticulation)	1986	500	mm	Urban	639.84	\$640	\$640	\$0	\$0	\$0	\$0	\$640
Griffith	Trunk Mains (excluding reticulation)	1986	500	mm	Urban	736.13	\$736	\$736	\$0	\$0	\$0	\$0	\$736
Griffith	Trunk Mains (excluding reticulation)	1976	500	mm	Urban	811.84	\$812	\$812	\$0	\$0	\$0	\$0	\$812
Griffith	Trunk Mains (excluding reticulation)	1986	500	mm	Urban	1072.5	\$1,073	\$1,073	\$0	\$0	\$0	\$0	\$1,073
Griffith	Trunk Mains (excluding reticulation)	1986	500	mm	Urban	1633.13	\$1,633	\$1,633	\$0	\$0	\$0	\$0	\$1,633
Griffith	Trunk Mains (excluding reticulation)	1986	500	mm	Urban	4932.96	\$4,933	\$4,933	\$0	\$0	\$0	\$0	\$4,933
Griffith	Trunk Mains (excluding reticulation)	1976	500	mm	Urban	6398.4	\$6,398	\$6,398	\$0	\$0	\$0	\$0	\$6,398



Griffith City Council  
2012 DSP Background Document for Water Supply

# Existing Assets

DSP Area Served	AssetType	Construction Date / Year of Commission	Size	SizeUnits	Rural or Urban	CurrentReplacement Cost 2010 \$	Assets excluding pre 1970	Griffith	assets excluded	Headworks (Raw water storage)	Water Treatment Plant	Reservoirs	Trunk Mains (excluding reticulation)
Griffith	Trunk Mains (excluding reticulation)	1986	500	mm	Urban	13455	\$13,455	\$13,455	\$0	\$0	\$0	\$0	\$13,455
Griffith	Trunk Mains (excluding reticulation)	1986	500	mm	Urban	14742	\$14,742	\$14,742	\$0	\$0	\$0	\$0	\$14,742
Griffith	Trunk Mains (excluding reticulation)	1986	500	mm	Urban	15283.13	\$15,283	\$15,283	\$0	\$0	\$0	\$0	\$15,283
Griffith	Trunk Mains (excluding reticulation)	1986	500	mm	Urban	16999.13	\$16,999	\$16,999	\$0	\$0	\$0	\$0	\$16,999
Griffith	Trunk Mains (excluding reticulation)	1958	500	mm	Urban	37083.2	\$0	\$0	\$37,083	\$0	\$0	\$0	\$0
Griffith	Trunk Mains (excluding reticulation)	1986	500	mm	Urban	57929.63	\$57,930	\$57,930	\$0	\$0	\$0	\$0	\$57,930
Griffith	Trunk Mains (excluding reticulation)	1975	500	mm	Urban	79092.48	\$79,092	\$79,092	\$0	\$0	\$0	\$0	\$79,092
Griffith	Trunk Mains (excluding reticulation)	1976	500	mm	Urban	221109.44	\$221,109	\$221,109	\$0	\$0	\$0	\$0	\$221,109
Griffith	Trunk Mains (excluding reticulation)	1958	500	mm	Urban	325176.32	\$0	\$0	\$325,176	\$0	\$0	\$0	\$0
Griffith	Trunk Mains (excluding reticulation)	1976	500	mm	Urban	349917.01	\$349,917	\$349,917	\$0	\$0	\$0	\$0	\$349,917
Griffith	Trunk Mains (excluding reticulation)	1976	500	mm	Urban	427736.48	\$427,736	\$427,736	\$0	\$0	\$0	\$0	\$427,736
Griffith	Trunk Mains (excluding reticulation)	1986	500	mm	Urban	502183.5	\$502,184	\$502,184	\$0	\$0	\$0	\$0	\$502,184
Griffith	Trunk Mains (excluding reticulation)	1976	500	mm	Urban	712445.7	\$712,446	\$712,446	\$0	\$0	\$0	\$0	\$712,446
Griffith	Trunk Mains (excluding reticulation)	1986	600	mm	Urban	2158.91	\$2,159	\$2,159	\$0	\$0	\$0	\$0	\$2,159
Griffith	Trunk Mains (excluding reticulation)	1986	600	mm	Urban	2385.37	\$2,385	\$2,385	\$0	\$0	\$0	\$0	\$2,385
Griffith	Trunk Mains (excluding reticulation)	1976	600	mm	Urban	4446.75	\$4,447	\$4,447	\$0	\$0	\$0	\$0	\$4,447
Griffith	Trunk Mains (excluding reticulation)	1986	600	mm	Urban	10537.89	\$10,538	\$10,538	\$0	\$0	\$0	\$0	\$10,538
Griffith	Trunk Mains (excluding reticulation)	1976	600	mm	Urban	114180	\$114,180	\$114,180	\$0	\$0	\$0	\$0	\$114,180
Griffith	Trunk Mains (excluding reticulation)	1955	600	mm	Urban	119091.6	\$0	\$0	\$119,092	\$0	\$0	\$0	\$0
Griffith	Trunk Mains (excluding reticulation)	1976	600	mm	Urban	164238.75	\$164,239	\$164,239	\$0	\$0	\$0	\$0	\$164,239
Griffith	Trunk Mains (excluding reticulation)	1976	600	mm	Urban	164238.75	\$164,239	\$164,239	\$0	\$0	\$0	\$0	\$164,239
Griffith	Trunk Mains (excluding reticulation)	1976	600	mm	Urban	164238.75	\$164,239	\$164,239	\$0	\$0	\$0	\$0	\$164,239
Griffith	Trunk Mains (excluding reticulation)	1976	600	mm	Urban	175799.25	\$175,799	\$175,799	\$0	\$0	\$0	\$0	\$175,799
Griffith	Trunk Mains (excluding reticulation)	1976	600	mm	Urban	218864.25	\$218,864	\$218,864	\$0	\$0	\$0	\$0	\$218,864
Griffith	Trunk Mains (excluding reticulation)	2009	600	mm	Urban	218864.25	\$218,864	\$218,864	\$0	\$0	\$0	\$0	\$218,864
Griffith	Trunk Mains (excluding reticulation)	1976	600	mm	Urban	218864.25	\$218,864	\$218,864	\$0	\$0	\$0	\$0	\$218,864
Griffith	Trunk Mains (excluding reticulation)	1976	600	mm	Urban	246650.25	\$246,650	\$246,650	\$0	\$0	\$0	\$0	\$246,650
Griffith	Trunk Mains (excluding reticulation)	1976	600	mm	Urban	269502.75	\$269,503	\$269,503	\$0	\$0	\$0	\$0	\$269,503
Griffith	Trunk Mains (excluding reticulation)	1976	600	mm	Urban	744389.25	\$744,389	\$744,389	\$0	\$0	\$0	\$0	\$744,389
Griffith	Trunk Mains (excluding reticulation)	1986	750	mm	Urban	7.62	\$8	\$8	\$0	\$0	\$0	\$0	\$8
Griffith	Trunk Mains (excluding reticulation)	1986	750	mm	Urban	1184.34	\$1,184	\$1,184	\$0	\$0	\$0	\$0	\$1,184
Griffith	Trunk Mains (excluding reticulation)	1986	750	mm	Urban	4090.43	\$4,090	\$4,090	\$0	\$0	\$0	\$0	\$4,090
Griffith	Trunk Mains (excluding reticulation)	1986	750	mm	Urban	17519.53	\$17,520	\$17,520	\$0	\$0	\$0	\$0	\$17,520
Griffith	Trunk Mains (excluding reticulation)	1986	750	mm	Urban	18266.02	\$18,266	\$18,266	\$0	\$0	\$0	\$0	\$18,266
Griffith	Trunk Mains (excluding reticulation)	1986	750	mm	Urban	40035.94	\$40,036	\$40,036	\$0	\$0	\$0	\$0	\$40,036
Griffith	Trunk Mains (excluding reticulation)	1986	750	mm	Urban	59391.21	\$59,391	\$59,391	\$0	\$0	\$0	\$0	\$59,391
Griffith	Trunk Mains (excluding reticulation)	1986	750	mm	Urban	124426.76	\$124,427	\$124,427	\$0	\$0	\$0	\$0	\$124,427
Griffith	Trunk Mains (excluding reticulation)	1986	750	mm	Urban	129834.96	\$129,835	\$129,835	\$0	\$0	\$0	\$0	\$129,835
Griffith	Trunk Mains (excluding reticulation)	1986	750	mm	Urban	167292.71	\$167,293	\$167,293	\$0	\$0	\$0	\$0	\$167,293
Griffith	Trunk Mains (excluding reticulation)	1986	750	mm	Urban	251428.41	\$251,428	\$251,428	\$0	\$0	\$0	\$0	\$251,428
Griffith	Trunk Mains (excluding reticulation)	1986	750	mm	Urban	272327.78	\$272,328	\$272,328	\$0	\$0	\$0	\$0	\$272,328
Griffith	Trunk Mains (excluding reticulation)	1986	750	mm	Urban	323708.28	\$323,708	\$323,708	\$0	\$0	\$0	\$0	\$323,708
Griffith	Trunk Mains (excluding reticulation)	1986	750	mm	Urban	327142.97	\$327,143	\$327,143	\$0	\$0	\$0	\$0	\$327,143
Griffith	Trunk Mains (excluding reticulation)	1986	750	mm	Urban	349628.91	\$349,629	\$349,629	\$0	\$0	\$0	\$0	\$349,629
Griffith	Trunk Mains (excluding reticulation)	1986	750	mm	Urban	411562.48	\$411,562	\$411,562	\$0	\$0	\$0	\$0	\$411,562
Griffith	Trunk Mains (excluding reticulation)	1986	750	mm	Urban	784829.3	\$784,829	\$784,829	\$0	\$0	\$0	\$0	\$784,829
Griffith	Trunk Mains (excluding reticulation)	1986	500	mm	Urban	220208.64	\$220,209	\$220,209	\$0	\$0	\$0	\$0	\$220,209
Griffith	Trunk Mains (excluding reticulation)	1985	200	mm	Urban	843.31	\$843	\$843	\$0	\$0	\$0	\$0	\$843
Griffith	Trunk Mains (excluding reticulation)	1985	200	mm	Urban	1544.66	\$1,545	\$1,545	\$0	\$0	\$0	\$0	\$1,545
Griffith	Trunk Mains (excluding reticulation)	1985	200	mm	Urban	5544.89	\$5,545	\$5,545	\$0	\$0	\$0	\$0	\$5,545
Griffith	Trunk Mains (excluding reticulation)	1985	200	mm	Urban	7023.64	\$7,024	\$7,024	\$0	\$0	\$0	\$0	\$7,024
Griffith	Trunk Mains (excluding reticulation)	1985	200	mm	Urban	16063.45	\$16,063	\$16,063	\$0	\$0	\$0	\$0	\$16,063
Griffith	Trunk Mains (excluding reticulation)	1985	200	mm	Urban	24929.19	\$24,929	\$24,929	\$0	\$0	\$0	\$0	\$24,929
Griffith	Trunk Mains (excluding reticulation)	1985	200	mm	Urban	28388.62	\$28,389	\$28,389	\$0	\$0	\$0	\$0	\$28,389
Griffith	Trunk Mains (excluding reticulation)	1985	250	mm	Urban	2073.26	\$2,073	\$2,073	\$0	\$0	\$0	\$0	\$2,073
Griffith	Trunk Mains (excluding reticulation)	1985	250	mm	Urban	14165.9	\$14,166	\$14,166	\$0	\$0	\$0	\$0	\$14,166



Griffith City Council  
2012 DSP Background Document for Water Supply

# Existing Assets

DSP Area Served	AssetType	Construction Date / Year of Commission	Size	SizeUnits	Rural or Urban	CurrentReplacement Cost 2010 \$	Assets excluding pre 1970	Griffith	assets excluded	Headworks (Raw water storage)	Water Treatment Plant	Reservoirs	Trunk Mains (excluding reticulation)
Griffith	Trunk Mains (excluding reticulation)	1985	250 mm		Urban	25724.4	\$25,724	\$25,724	\$0	\$0	\$0	\$0	\$25,724
Griffith	Trunk Mains (excluding reticulation)	1996	75 mm		Rural	2096.78	\$2,097	\$2,097	\$0	\$0	\$0	\$0	\$2,097
Griffith	Trunk Mains (excluding reticulation)	1996	75 mm		Rural	49552.43	\$49,552	\$49,552	\$0	\$0	\$0	\$0	\$49,552
Griffith	Trunk Mains (excluding reticulation)	1996	75 mm		Rural	2096.78	\$2,097	\$2,097	\$0	\$0	\$0	\$0	\$2,097
Griffith	Trunk Mains (excluding reticulation)	1996	75 mm		Rural	49552.43	\$49,552	\$49,552	\$0	\$0	\$0	\$0	\$49,552
Griffith	Trunk Mains (excluding reticulation)	1969	80 mm		Rural	36164.16	\$0	\$0	\$36,164	\$0	\$0	\$0	\$0
Griffith	Trunk Mains (excluding reticulation)	1975	80 mm		Rural	22359.61	\$22,360	\$22,360	\$0	\$0	\$0	\$0	\$22,360
Griffith	Trunk Mains (excluding reticulation)	1987	80 mm		Rural	28.08	\$28	\$28	\$0	\$0	\$0	\$0	\$28
Griffith	Trunk Mains (excluding reticulation)	1989	80 mm		Rural	124.56	\$125	\$125	\$0	\$0	\$0	\$0	\$125
Griffith	Trunk Mains (excluding reticulation)	1986	80 mm		Rural	614.88	\$615	\$615	\$0	\$0	\$0	\$0	\$615
Griffith	Trunk Mains (excluding reticulation)	1984	80 mm		Rural	629.28	\$629	\$629	\$0	\$0	\$0	\$0	\$629
Griffith	Trunk Mains (excluding reticulation)	1991	80 mm		Rural	964.08	\$964	\$964	\$0	\$0	\$0	\$0	\$964
Griffith	Trunk Mains (excluding reticulation)	1993	80 mm		Rural	6179.53	\$6,180	\$6,180	\$0	\$0	\$0	\$0	\$6,180
Griffith	Trunk Mains (excluding reticulation)	1985	80 mm		Rural	7968.24	\$7,968	\$7,968	\$0	\$0	\$0	\$0	\$7,968
Griffith	Trunk Mains (excluding reticulation)	1990	80 mm		Rural	10767.56	\$10,768	\$10,768	\$0	\$0	\$0	\$0	\$10,768
Griffith	Trunk Mains (excluding reticulation)	1980	80 mm		Rural	13263.84	\$13,264	\$13,264	\$0	\$0	\$0	\$0	\$13,264
Griffith	Trunk Mains (excluding reticulation)	1976	80 mm		Rural	13829.04	\$13,829	\$13,829	\$0	\$0	\$0	\$0	\$13,829
Griffith	Trunk Mains (excluding reticulation)	1976	80 mm		Rural	19036.08	\$19,036	\$19,036	\$0	\$0	\$0	\$0	\$19,036
Griffith	Trunk Mains (excluding reticulation)	1978	80 mm		Rural	20023.92	\$20,024	\$20,024	\$0	\$0	\$0	\$0	\$20,024
Griffith	Trunk Mains (excluding reticulation)	1988	80 mm		Rural	22144.32	\$22,144	\$22,144	\$0	\$0	\$0	\$0	\$22,144
Griffith	Trunk Mains (excluding reticulation)	1985	80 mm		Rural	23693.04	\$23,693	\$23,693	\$0	\$0	\$0	\$0	\$23,693
Griffith	Trunk Mains (excluding reticulation)	1996	80 mm		Rural	26928	\$26,928	\$26,928	\$0	\$0	\$0	\$0	\$26,928
Griffith	Trunk Mains (excluding reticulation)	1990	80 mm		Rural	29990.16	\$29,990	\$29,990	\$0	\$0	\$0	\$0	\$29,990
Griffith	Trunk Mains (excluding reticulation)	1993	80 mm		Rural	31473.51	\$31,474	\$31,474	\$0	\$0	\$0	\$0	\$31,474
Griffith	Trunk Mains (excluding reticulation)	1975	80 mm		Rural	32572.8	\$32,573	\$32,573	\$0	\$0	\$0	\$0	\$32,573
Griffith	Trunk Mains (excluding reticulation)	1985	80 mm		Rural	33888.24	\$33,888	\$33,888	\$0	\$0	\$0	\$0	\$33,888
Griffith	Trunk Mains (excluding reticulation)	1985	80 mm		Rural	34533.76	\$34,534	\$34,534	\$0	\$0	\$0	\$0	\$34,534
Griffith	Trunk Mains (excluding reticulation)	1996	80 mm		Rural	36345.6	\$36,346	\$36,346	\$0	\$0	\$0	\$0	\$36,346
Griffith	Trunk Mains (excluding reticulation)	1990	80 mm		Rural	36697.68	\$36,698	\$36,698	\$0	\$0	\$0	\$0	\$36,698
Griffith	Trunk Mains (excluding reticulation)	1992	80 mm		Rural	37866.96	\$37,867	\$37,867	\$0	\$0	\$0	\$0	\$37,867
Griffith	Trunk Mains (excluding reticulation)	1965	80 mm		Rural	39195.36	\$0	\$0	\$39,195	\$0	\$0	\$0	\$0
Griffith	Trunk Mains (excluding reticulation)	1994	80 mm		Rural	39404.76	\$39,405	\$39,405	\$0	\$0	\$0	\$0	\$39,405
Griffith	Trunk Mains (excluding reticulation)	1977	80 mm		Rural	41068.08	\$41,068	\$41,068	\$0	\$0	\$0	\$0	\$41,068
Griffith	Trunk Mains (excluding reticulation)	1984	80 mm		Rural	43547.04	\$43,547	\$43,547	\$0	\$0	\$0	\$0	\$43,547
Griffith	Trunk Mains (excluding reticulation)	1995	80 mm		Rural	43908.48	\$43,908	\$43,908	\$0	\$0	\$0	\$0	\$43,908
Griffith	Trunk Mains (excluding reticulation)	1986	80 mm		Rural	47214.72	\$47,215	\$47,215	\$0	\$0	\$0	\$0	\$47,215
Griffith	Trunk Mains (excluding reticulation)	1971	80 mm		Rural	49969.44	\$49,969	\$49,969	\$0	\$0	\$0	\$0	\$49,969
Griffith	Trunk Mains (excluding reticulation)	1993	80 mm		Rural	51503.04	\$51,503	\$51,503	\$0	\$0	\$0	\$0	\$51,503
Griffith	Trunk Mains (excluding reticulation)	1989	80 mm		Rural	51862.16	\$51,862	\$51,862	\$0	\$0	\$0	\$0	\$51,862
Griffith	Trunk Mains (excluding reticulation)	1990	80 mm		Rural	52817.76	\$52,818	\$52,818	\$0	\$0	\$0	\$0	\$52,818
Griffith	Trunk Mains (excluding reticulation)	1980	80 mm		Rural	54458.64	\$54,459	\$54,459	\$0	\$0	\$0	\$0	\$54,459
Griffith	Trunk Mains (excluding reticulation)	1984	80 mm		Rural	55662.48	\$55,662	\$55,662	\$0	\$0	\$0	\$0	\$55,662
Griffith	Trunk Mains (excluding reticulation)	1985	80 mm		Rural	63352.08	\$63,352	\$63,352	\$0	\$0	\$0	\$0	\$63,352
Griffith	Trunk Mains (excluding reticulation)	1991	80 mm		Rural	64119.6	\$64,120	\$64,120	\$0	\$0	\$0	\$0	\$64,120
Griffith	Trunk Mains (excluding reticulation)	1985	80 mm		Rural	64864.08	\$64,864	\$64,864	\$0	\$0	\$0	\$0	\$64,864
Griffith	Trunk Mains (excluding reticulation)	1984	80 mm		Rural	70009.92	\$70,010	\$70,010	\$0	\$0	\$0	\$0	\$70,010
Griffith	Trunk Mains (excluding reticulation)	1985	80 mm		Rural	72381.92	\$72,382	\$72,382	\$0	\$0	\$0	\$0	\$72,382
Griffith	Trunk Mains (excluding reticulation)	1983	80 mm		Rural	78033.6	\$78,034	\$78,034	\$0	\$0	\$0	\$0	\$78,034
Griffith	Trunk Mains (excluding reticulation)	1965	80 mm		Rural	86053.68	\$0	\$0	\$86,054	\$0	\$0	\$0	\$0
Griffith	Trunk Mains (excluding reticulation)	1986	80 mm		Rural	93312	\$93,312	\$93,312	\$0	\$0	\$0	\$0	\$93,312
Griffith	Trunk Mains (excluding reticulation)	1973	80 mm		Rural	110715.12	\$110,715	\$110,715	\$0	\$0	\$0	\$0	\$110,715
Griffith	Trunk Mains (excluding reticulation)	1985	80 mm		Rural	116800.56	\$116,801	\$116,801	\$0	\$0	\$0	\$0	\$116,801
Griffith	Trunk Mains (excluding reticulation)	2009	100 mm		Rural	4277	\$4,277	\$4,277	\$0	\$0	\$0	\$0	\$4,277
Griffith	Trunk Mains (excluding reticulation)	1982	100 mm		Rural	2517.36	\$2,517	\$2,517	\$0	\$0	\$0	\$0	\$2,517
Griffith	Trunk Mains (excluding reticulation)	1982	100 mm		Rural	174.08	\$174	\$174	\$0	\$0	\$0	\$0	\$174
Griffith	Trunk Mains (excluding reticulation)	2004	100 mm		Rural	969.68	\$970	\$970	\$0	\$0	\$0	\$0	\$970



Griffith City Council  
2012 DSP Background Document for Water Supply

# Existing Assets

DSP Area Served	AssetType	Construction Date / Year of Commission	Size	SizeUnits	Rural or Urban	CurrentReplacement Cost 2010 \$	Assets excluding pre 1970	Griffith	assets excluded	Headworks (Raw water storage)	Water Treatment Plant	Reservoirs	Trunk Mains (excluding reticulation)
Griffith	Trunk Mains (excluding reticulation)	1982	100	mm	Rural	394.03	\$394	\$394	\$0	\$0	\$0	\$0	\$394
Griffith	Trunk Mains (excluding reticulation)	2009	100	mm	Rural	882.64	\$883	\$883	\$0	\$0	\$0	\$0	\$883
Griffith	Trunk Mains (excluding reticulation)	2009	100	mm	Rural	1806.08	\$1,806	\$1,806	\$0	\$0	\$0	\$0	\$1,806
Griffith	Trunk Mains (excluding reticulation)	1974	100	mm	Rural	1633.36	\$1,633	\$1,633	\$0	\$0	\$0	\$0	\$1,633
Griffith	Trunk Mains (excluding reticulation)	2009	100	mm	Rural	3071.25	\$3,071	\$3,071	\$0	\$0	\$0	\$0	\$3,071
Griffith	Trunk Mains (excluding reticulation)	2009	100	mm	Rural	13160.42	\$13,160	\$13,160	\$0	\$0	\$0	\$0	\$13,160
Griffith	Trunk Mains (excluding reticulation)	2009	100	mm	Rural	3568.11	\$3,568	\$3,568	\$0	\$0	\$0	\$0	\$3,568
Griffith	Trunk Mains (excluding reticulation)	2008	100	mm	Rural	30251.13	\$30,251	\$30,251	\$0	\$0	\$0	\$0	\$30,251
Griffith	Trunk Mains (excluding reticulation)	2009	100	mm	Rural	2004.73	\$2,005	\$2,005	\$0	\$0	\$0	\$0	\$2,005
Griffith	Trunk Mains (excluding reticulation)	2009	100	mm	Rural	25567.36	\$25,567	\$25,567	\$0	\$0	\$0	\$0	\$25,567
Griffith	Trunk Mains (excluding reticulation)	1996	100	mm	Rural	548.73	\$549	\$549	\$0	\$0	\$0	\$0	\$549
Griffith	Trunk Mains (excluding reticulation)	1996	100	mm	Rural	10008.18	\$10,008	\$10,008	\$0	\$0	\$0	\$0	\$10,008
Griffith	Trunk Mains (excluding reticulation)	1996	100	mm	Rural	22.75	\$23	\$23	\$0	\$0	\$0	\$0	\$23
Griffith	Trunk Mains (excluding reticulation)	1996	100	mm	Rural	27.3	\$27	\$27	\$0	\$0	\$0	\$0	\$27
Griffith	Trunk Mains (excluding reticulation)	2001	100	mm	Rural	35.49	\$35	\$35	\$0	\$0	\$0	\$0	\$35
Griffith	Trunk Mains (excluding reticulation)	1996	100	mm	Rural	36.4	\$36	\$36	\$0	\$0	\$0	\$0	\$36
Griffith	Trunk Mains (excluding reticulation)	2002	100	mm	Rural	46.41	\$46	\$46	\$0	\$0	\$0	\$0	\$46
Griffith	Trunk Mains (excluding reticulation)	2001	100	mm	Rural	48.23	\$48	\$48	\$0	\$0	\$0	\$0	\$48
Griffith	Trunk Mains (excluding reticulation)	1965	100	mm	Rural	57.33	\$0	\$0	\$57	\$0	\$0	\$0	\$0
Griffith	Trunk Mains (excluding reticulation)	1997	100	mm	Rural	64.15	\$64	\$64	\$0	\$0	\$0	\$0	\$64
Griffith	Trunk Mains (excluding reticulation)	1965	100	mm	Rural	64.61	\$0	\$0	\$65	\$0	\$0	\$0	\$0
Griffith	Trunk Mains (excluding reticulation)	1995	100	mm	Rural	82.81	\$83	\$83	\$0	\$0	\$0	\$0	\$83
Griffith	Trunk Mains (excluding reticulation)	2000	100	mm	Rural	91.91	\$92	\$92	\$0	\$0	\$0	\$0	\$92
Griffith	Trunk Mains (excluding reticulation)	1990	100	mm	Rural	94.64	\$95	\$95	\$0	\$0	\$0	\$0	\$95
Griffith	Trunk Mains (excluding reticulation)	2000	100	mm	Rural	104.65	\$105	\$105	\$0	\$0	\$0	\$0	\$105
Griffith	Trunk Mains (excluding reticulation)	1980	100	mm	Rural	111.93	\$112	\$112	\$0	\$0	\$0	\$0	\$112
Griffith	Trunk Mains (excluding reticulation)	1995	100	mm	Rural	111.93	\$112	\$112	\$0	\$0	\$0	\$0	\$112
Griffith	Trunk Mains (excluding reticulation)	1960	100	mm	Rural	143.78	\$0	\$0	\$144	\$0	\$0	\$0	\$0
Griffith	Trunk Mains (excluding reticulation)	1980	100	mm	Rural	164.71	\$165	\$165	\$0	\$0	\$0	\$0	\$165
Griffith	Trunk Mains (excluding reticulation)	1998	100	mm	Rural	173.35	\$173	\$173	\$0	\$0	\$0	\$0	\$173
Griffith	Trunk Mains (excluding reticulation)	1996	100	mm	Rural	184.73	\$185	\$185	\$0	\$0	\$0	\$0	\$185
Griffith	Trunk Mains (excluding reticulation)	1996	100	mm	Rural	187.46	\$187	\$187	\$0	\$0	\$0	\$0	\$187
Griffith	Trunk Mains (excluding reticulation)	1998	100	mm	Rural	191.1	\$191	\$191	\$0	\$0	\$0	\$0	\$191
Griffith	Trunk Mains (excluding reticulation)	1983	100	mm	Rural	211.12	\$211	\$211	\$0	\$0	\$0	\$0	\$211
Griffith	Trunk Mains (excluding reticulation)	1979	100	mm	Rural	219.31	\$219	\$219	\$0	\$0	\$0	\$0	\$219
Griffith	Trunk Mains (excluding reticulation)	1980	100	mm	Rural	229.32	\$229	\$229	\$0	\$0	\$0	\$0	\$229
Griffith	Trunk Mains (excluding reticulation)	1998	100	mm	Rural	234.78	\$235	\$235	\$0	\$0	\$0	\$0	\$235
Griffith	Trunk Mains (excluding reticulation)	2001	100	mm	Rural	245.7	\$246	\$246	\$0	\$0	\$0	\$0	\$246
Griffith	Trunk Mains (excluding reticulation)	1983	100	mm	Rural	250.25	\$250	\$250	\$0	\$0	\$0	\$0	\$250
Griffith	Trunk Mains (excluding reticulation)	1993	100	mm	Rural	252	\$252	\$252	\$0	\$0	\$0	\$0	\$252
Griffith	Trunk Mains (excluding reticulation)	1990	100	mm	Rural	269.36	\$269	\$269	\$0	\$0	\$0	\$0	\$269
Griffith	Trunk Mains (excluding reticulation)	1965	100	mm	Rural	272.09	\$0	\$0	\$272	\$0	\$0	\$0	\$0
Griffith	Trunk Mains (excluding reticulation)	2000	100	mm	Rural	293.02	\$293	\$293	\$0	\$0	\$0	\$0	\$293
Griffith	Trunk Mains (excluding reticulation)	1995	100	mm	Rural	341.25	\$341	\$341	\$0	\$0	\$0	\$0	\$341
Griffith	Trunk Mains (excluding reticulation)	1995	100	mm	Rural	347.62	\$348	\$348	\$0	\$0	\$0	\$0	\$348
Griffith	Trunk Mains (excluding reticulation)	1996	100	mm	Rural	364.91	\$365	\$365	\$0	\$0	\$0	\$0	\$365
Griffith	Trunk Mains (excluding reticulation)	2001	100	mm	Rural	468.2	\$468	\$468	\$0	\$0	\$0	\$0	\$468
Griffith	Trunk Mains (excluding reticulation)	1985	100	mm	Rural	522.79	\$523	\$523	\$0	\$0	\$0	\$0	\$523
Griffith	Trunk Mains (excluding reticulation)	1990	100	mm	Rural	591.5	\$592	\$592	\$0	\$0	\$0	\$0	\$592
Griffith	Trunk Mains (excluding reticulation)	2006	100	mm	Rural	597.87	\$598	\$598	\$0	\$0	\$0	\$0	\$598
Griffith	Trunk Mains (excluding reticulation)	1995	100	mm	Rural	656.11	\$656	\$656	\$0	\$0	\$0	\$0	\$656
Griffith	Trunk Mains (excluding reticulation)	1977	100	mm	Rural	662.48	\$662	\$662	\$0	\$0	\$0	\$0	\$662
Griffith	Trunk Mains (excluding reticulation)	1985	100	mm	Rural	675.31	\$675	\$675	\$0	\$0	\$0	\$0	\$675
Griffith	Trunk Mains (excluding reticulation)	2000	100	mm	Rural	680.68	\$681	\$681	\$0	\$0	\$0	\$0	\$681
Griffith	Trunk Mains (excluding reticulation)	1996	100	mm	Rural	703.43	\$703	\$703	\$0	\$0	\$0	\$0	\$703
Griffith	Trunk Mains (excluding reticulation)	1965	100	mm	Rural	725.27	\$0	\$0	\$725	\$0	\$0	\$0	\$0



Griffith City Council

# 2012 DSP Background Document for Water Supply

## Existing Assets

DSP Area Served	AssetType	Constructio nDate / Year of Commissio	Size	SizeUnits	Rural or Urban	CurrentReplacement Cost 2010 \$	Assets excluding pre 1970	Griffith	assets excluded	Headworks (Raw water storage)	Water Treatment Plant	Reservoirs	Trunk Mains (excluding reticulation)
Griffith	Trunk Mains (excluding reticulation)	1999	100	mm	Rural	802.62	\$803	\$803	\$0	\$0	\$0	\$0	\$803
Griffith	Trunk Mains (excluding reticulation)	1985	100	mm	Rural	967.66	\$968	\$968	\$0	\$0	\$0	\$0	\$968
Griffith	Trunk Mains (excluding reticulation)	1965	100	mm	Rural	1006.46	\$0	\$0	\$1,006	\$0	\$0	\$0	\$0
Griffith	Trunk Mains (excluding reticulation)	1976	100	mm	Rural	1045.59	\$1,046	\$1,046	\$0	\$0	\$0	\$0	\$1,046
Griffith	Trunk Mains (excluding reticulation)	1985	100	mm	Rural	1076.53	\$1,077	\$1,077	\$0	\$0	\$0	\$0	\$1,077
Griffith	Trunk Mains (excluding reticulation)	1996	100	mm	Rural	1144.78	\$1,145	\$1,145	\$0	\$0	\$0	\$0	\$1,145
Griffith	Trunk Mains (excluding reticulation)	2006	100	mm	Rural	1188.46	\$1,188	\$1,188	\$0	\$0	\$0	\$0	\$1,188
Griffith	Trunk Mains (excluding reticulation)	1983	100	mm	Rural	1221.22	\$1,221	\$1,221	\$0	\$0	\$0	\$0	\$1,221
Griffith	Trunk Mains (excluding reticulation)	1980	100	mm	Rural	1289.93	\$1,290	\$1,290	\$0	\$0	\$0	\$0	\$1,290
Griffith	Trunk Mains (excluding reticulation)	1977	100	mm	Rural	1341.34	\$1,341	\$1,341	\$0	\$0	\$0	\$0	\$1,341
Griffith	Trunk Mains (excluding reticulation)	1974	100	mm	Rural	1445.08	\$1,445	\$1,445	\$0	\$0	\$0	\$0	\$1,445
Griffith	Trunk Mains (excluding reticulation)	1987	100	mm	Rural	1554.28	\$1,554	\$1,554	\$0	\$0	\$0	\$0	\$1,554
Griffith	Trunk Mains (excluding reticulation)	1990	100	mm	Rural	1604.33	\$1,604	\$1,604	\$0	\$0	\$0	\$0	\$1,604
Griffith	Trunk Mains (excluding reticulation)	1977	100	mm	Rural	1653.02	\$1,653	\$1,653	\$0	\$0	\$0	\$0	\$1,653
Griffith	Trunk Mains (excluding reticulation)	1985	100	mm	Rural	1664.11	\$1,664	\$1,664	\$0	\$0	\$0	\$0	\$1,664
Griffith	Trunk Mains (excluding reticulation)	2000	100	mm	Rural	1707.62	\$1,708	\$1,708	\$0	\$0	\$0	\$0	\$1,708
Griffith	Trunk Mains (excluding reticulation)	1997	100	mm	Rural	1830.92	\$1,831	\$1,831	\$0	\$0	\$0	\$0	\$1,831
Griffith	Trunk Mains (excluding reticulation)	2000	100	mm	Rural	1885.07	\$1,885	\$1,885	\$0	\$0	\$0	\$0	\$1,885
Griffith	Trunk Mains (excluding reticulation)	1965	100	mm	Rural	1894.82	\$0	\$0	\$1,895	\$0	\$0	\$0	\$0
Griffith	Trunk Mains (excluding reticulation)	2001	100	mm	Rural	1909.64	\$1,910	\$1,910	\$0	\$0	\$0	\$0	\$1,910
Griffith	Trunk Mains (excluding reticulation)	1977	100	mm	Rural	1965.6	\$1,966	\$1,966	\$0	\$0	\$0	\$0	\$1,966
Griffith	Trunk Mains (excluding reticulation)	1980	100	mm	Rural	2153.97	\$2,154	\$2,154	\$0	\$0	\$0	\$0	\$2,154
Griffith	Trunk Mains (excluding reticulation)	1980	100	mm	Rural	2251.34	\$2,251	\$2,251	\$0	\$0	\$0	\$0	\$2,251
Griffith	Trunk Mains (excluding reticulation)	2001	100	mm	Rural	2282.28	\$2,282	\$2,282	\$0	\$0	\$0	\$0	\$2,282
Griffith	Trunk Mains (excluding reticulation)	1996	100	mm	Rural	2342.34	\$2,342	\$2,342	\$0	\$0	\$0	\$0	\$2,342
Griffith	Trunk Mains (excluding reticulation)	1977	100	mm	Rural	2355.99	\$2,356	\$2,356	\$0	\$0	\$0	\$0	\$2,356
Griffith	Trunk Mains (excluding reticulation)	2004	100	mm	Rural	2371.28	\$2,371	\$2,371	\$0	\$0	\$0	\$0	\$2,371
Griffith	Trunk Mains (excluding reticulation)	1988	100	mm	Rural	2464.28	\$2,464	\$2,464	\$0	\$0	\$0	\$0	\$2,464
Griffith	Trunk Mains (excluding reticulation)	1983	100	mm	Rural	2523.88	\$2,524	\$2,524	\$0	\$0	\$0	\$0	\$2,524
Griffith	Trunk Mains (excluding reticulation)	1985	100	mm	Rural	2587.13	\$2,587	\$2,587	\$0	\$0	\$0	\$0	\$2,587
Griffith	Trunk Mains (excluding reticulation)	1983	100	mm	Rural	2605.79	\$2,606	\$2,606	\$0	\$0	\$0	\$0	\$2,606
Griffith	Trunk Mains (excluding reticulation)	1975	100	mm	Rural	2761.85	\$2,762	\$2,762	\$0	\$0	\$0	\$0	\$2,762
Griffith	Trunk Mains (excluding reticulation)	2000	100	mm	Rural	2766.86	\$2,767	\$2,767	\$0	\$0	\$0	\$0	\$2,767
Griffith	Trunk Mains (excluding reticulation)	1996	100	mm	Rural	2809.17	\$2,809	\$2,809	\$0	\$0	\$0	\$0	\$2,809
Griffith	Trunk Mains (excluding reticulation)	1965	100	mm	Rural	2827.37	\$0	\$0	\$2,827	\$0	\$0	\$0	\$0
Griffith	Trunk Mains (excluding reticulation)	2006	100	mm	Rural	2956.59	\$2,957	\$2,957	\$0	\$0	\$0	\$0	\$2,957
Griffith	Trunk Mains (excluding reticulation)	1996	100	mm	Rural	3023.48	\$3,023	\$3,023	\$0	\$0	\$0	\$0	\$3,023
Griffith	Trunk Mains (excluding reticulation)	1996	100	mm	Rural	3131.31	\$3,131	\$3,131	\$0	\$0	\$0	\$0	\$3,131
Griffith	Trunk Mains (excluding reticulation)	1980	100	mm	Rural	3345.16	\$3,345	\$3,345	\$0	\$0	\$0	\$0	\$3,345
Griffith	Trunk Mains (excluding reticulation)	2001	100	mm	Rural	3499.86	\$3,500	\$3,500	\$0	\$0	\$0	\$0	\$3,500
Griffith	Trunk Mains (excluding reticulation)	1989	100	mm	Rural	3702.79	\$3,703	\$3,703	\$0	\$0	\$0	\$0	\$3,703
Griffith	Trunk Mains (excluding reticulation)	1991	100	mm	Rural	3741.92	\$3,742	\$3,742	\$0	\$0	\$0	\$0	\$3,742
Griffith	Trunk Mains (excluding reticulation)	1986	100	mm	Rural	3842.02	\$3,842	\$3,842	\$0	\$0	\$0	\$0	\$3,842
Griffith	Trunk Mains (excluding reticulation)	1990	100	mm	Rural	3928.47	\$3,928	\$3,928	\$0	\$0	\$0	\$0	\$3,928
Griffith	Trunk Mains (excluding reticulation)	2004	100	mm	Rural	4226.04	\$4,226	\$4,226	\$0	\$0	\$0	\$0	\$4,226
Griffith	Trunk Mains (excluding reticulation)	1977	100	mm	Rural	4294.29	\$4,294	\$4,294	\$0	\$0	\$0	\$0	\$4,294
Griffith	Trunk Mains (excluding reticulation)	1965	100	mm	Rural	4325.33	\$0	\$0	\$4,325	\$0	\$0	\$0	\$0
Griffith	Trunk Mains (excluding reticulation)	1980	100	mm	Rural	5065.97	\$5,066	\$5,066	\$0	\$0	\$0	\$0	\$5,066
Griffith	Trunk Mains (excluding reticulation)	1987	100	mm	Rural	5192.46	\$5,192	\$5,192	\$0	\$0	\$0	\$0	\$5,192
Griffith	Trunk Mains (excluding reticulation)	1980	100	mm	Rural	5452.72	\$5,453	\$5,453	\$0	\$0	\$0	\$0	\$5,453
Griffith	Trunk Mains (excluding reticulation)	1983	100	mm	Rural	5548.73	\$5,549	\$5,549	\$0	\$0	\$0	\$0	\$5,549
Griffith	Trunk Mains (excluding reticulation)	1996	100	mm	Rural	5586.49	\$5,586	\$5,586	\$0	\$0	\$0	\$0	\$5,586
Griffith	Trunk Mains (excluding reticulation)	1996	100	mm	Rural	5731.18	\$5,731	\$5,731	\$0	\$0	\$0	\$0	\$5,731
Griffith	Trunk Mains (excluding reticulation)	1990	100	mm	Rural	5783.96	\$5,784	\$5,784	\$0	\$0	\$0	\$0	\$5,784
Griffith	Trunk Mains (excluding reticulation)	1985	100	mm	Rural	6023.75	\$6,024	\$6,024	\$0	\$0	\$0	\$0	\$6,024
Griffith	Trunk Mains (excluding reticulation)	1975	100	mm	Rural	6329.05	\$6,329	\$6,329	\$0	\$0	\$0	\$0	\$6,329



Griffith City Council  
2012 DSP Background Document for Water Supply

# Existing Assets

DSP Area Served	AssetType	Construction Date / Year of Commission	Size	SizeUnits	Rural or Urban	CurrentReplacement Cost 2010 \$	Assets excluding pre 1970	Griffith	assets excluded	Headworks (Raw water storage)	Water Treatment Plant	Reservoirs	Trunk Mains (excluding reticulation)
Griffith	Trunk Mains (excluding reticulation)	2006	100	mm	Rural	7241.33	\$7,241	\$7,241	\$0	\$0	\$0	\$0	\$7,241
Griffith	Trunk Mains (excluding reticulation)	1989	100	mm	Rural	7461.09	\$7,461	\$7,461	\$0	\$0	\$0	\$0	\$7,461
Griffith	Trunk Mains (excluding reticulation)	1997	100	mm	Rural	7462.98	\$7,463	\$7,463	\$0	\$0	\$0	\$0	\$7,463
Griffith	Trunk Mains (excluding reticulation)	1997	100	mm	Rural	7615.44	\$7,615	\$7,615	\$0	\$0	\$0	\$0	\$7,615
Griffith	Trunk Mains (excluding reticulation)	1980	100	mm	Rural	7736.82	\$7,737	\$7,737	\$0	\$0	\$0	\$0	\$7,737
Griffith	Trunk Mains (excluding reticulation)	1985	100	mm	Rural	7872.41	\$7,872	\$7,872	\$0	\$0	\$0	\$0	\$7,872
Griffith	Trunk Mains (excluding reticulation)	1996	100	mm	Rural	8368.36	\$8,368	\$8,368	\$0	\$0	\$0	\$0	\$8,368
Griffith	Trunk Mains (excluding reticulation)	1990	100	mm	Rural	8665.02	\$8,665	\$8,665	\$0	\$0	\$0	\$0	\$8,665
Griffith	Trunk Mains (excluding reticulation)	1990	100	mm	Rural	8704.6	\$8,705	\$8,705	\$0	\$0	\$0	\$0	\$8,705
Griffith	Trunk Mains (excluding reticulation)	1987	100	mm	Rural	8736	\$8,736	\$8,736	\$0	\$0	\$0	\$0	\$8,736
Griffith	Trunk Mains (excluding reticulation)	1960	100	mm	Rural	8951.2	\$0	\$0	\$8,951	\$0	\$0	\$0	\$0
Griffith	Trunk Mains (excluding reticulation)	1965	100	mm	Rural	9024.47	\$0	\$0	\$9,024	\$0	\$0	\$0	\$0
Griffith	Trunk Mains (excluding reticulation)	2001	100	mm	Rural	9096.36	\$9,096	\$9,096	\$0	\$0	\$0	\$0	\$9,096
Griffith	Trunk Mains (excluding reticulation)	2006	100	mm	Rural	9220.12	\$9,220	\$9,220	\$0	\$0	\$0	\$0	\$9,220
Griffith	Trunk Mains (excluding reticulation)	1975	100	mm	Rural	9486.75	\$9,487	\$9,487	\$0	\$0	\$0	\$0	\$9,487
Griffith	Trunk Mains (excluding reticulation)	1984	100	mm	Rural	10450.44	\$10,450	\$10,450	\$0	\$0	\$0	\$0	\$10,450
Griffith	Trunk Mains (excluding reticulation)	1985	100	mm	Rural	11052.86	\$11,053	\$11,053	\$0	\$0	\$0	\$0	\$11,053
Griffith	Trunk Mains (excluding reticulation)	1980	100	mm	Rural	11246.69	\$11,247	\$11,247	\$0	\$0	\$0	\$0	\$11,247
Griffith	Trunk Mains (excluding reticulation)	1991	100	mm	Rural	11272.17	\$11,272	\$11,272	\$0	\$0	\$0	\$0	\$11,272
Griffith	Trunk Mains (excluding reticulation)	1991	100	mm	Rural	12901.98	\$12,902	\$12,902	\$0	\$0	\$0	\$0	\$12,902
Griffith	Trunk Mains (excluding reticulation)	1996	100	mm	Rural	13582.66	\$13,583	\$13,583	\$0	\$0	\$0	\$0	\$13,583
Griffith	Trunk Mains (excluding reticulation)	1980	100	mm	Rural	13870.22	\$13,870	\$13,870	\$0	\$0	\$0	\$0	\$13,870
Griffith	Trunk Mains (excluding reticulation)	1987	100	mm	Rural	14957.46	\$14,957	\$14,957	\$0	\$0	\$0	\$0	\$14,957
Griffith	Trunk Mains (excluding reticulation)	1960	100	mm	Rural	16622.97	\$0	\$0	\$16,623	\$0	\$0	\$0	\$0
Griffith	Trunk Mains (excluding reticulation)	1983	100	mm	Rural	17613.96	\$17,614	\$17,614	\$0	\$0	\$0	\$0	\$17,614
Griffith	Trunk Mains (excluding reticulation)	1983	100	mm	Rural	18115.37	\$18,115	\$18,115	\$0	\$0	\$0	\$0	\$18,115
Griffith	Trunk Mains (excluding reticulation)	1993	100	mm	Rural	19394.83	\$19,395	\$19,395	\$0	\$0	\$0	\$0	\$19,395
Griffith	Trunk Mains (excluding reticulation)	1960	100	mm	Rural	19539.89	\$0	\$0	\$19,540	\$0	\$0	\$0	\$0
Griffith	Trunk Mains (excluding reticulation)	1993	100	mm	Rural	20499.57	\$20,500	\$20,500	\$0	\$0	\$0	\$0	\$20,500
Griffith	Trunk Mains (excluding reticulation)	1965	100	mm	Rural	20611.5	\$0	\$0	\$20,612	\$0	\$0	\$0	\$0
Griffith	Trunk Mains (excluding reticulation)	1965	100	mm	Rural	21425.04	\$0	\$0	\$21,425	\$0	\$0	\$0	\$0
Griffith	Trunk Mains (excluding reticulation)	2001	100	mm	Rural	22454.25	\$22,454	\$22,454	\$0	\$0	\$0	\$0	\$22,454
Griffith	Trunk Mains (excluding reticulation)	1993	100	mm	Rural	22599.85	\$22,600	\$22,600	\$0	\$0	\$0	\$0	\$22,600
Griffith	Trunk Mains (excluding reticulation)	1990	100	mm	Rural	24106.81	\$24,107	\$24,107	\$0	\$0	\$0	\$0	\$24,107
Griffith	Trunk Mains (excluding reticulation)	1985	100	mm	Rural	24336.04	\$24,336	\$24,336	\$0	\$0	\$0	\$0	\$24,336
Griffith	Trunk Mains (excluding reticulation)	1993	100	mm	Rural	26341.77	\$26,342	\$26,342	\$0	\$0	\$0	\$0	\$26,342
Griffith	Trunk Mains (excluding reticulation)	2001	100	mm	Rural	26511.03	\$26,511	\$26,511	\$0	\$0	\$0	\$0	\$26,511
Griffith	Trunk Mains (excluding reticulation)	1965	100	mm	Rural	28737.8	\$0	\$0	\$28,738	\$0	\$0	\$0	\$0
Griffith	Trunk Mains (excluding reticulation)	2000	100	mm	Rural	29510.39	\$29,510	\$29,510	\$0	\$0	\$0	\$0	\$29,510
Griffith	Trunk Mains (excluding reticulation)	1996	100	mm	Rural	29702.4	\$29,702	\$29,702	\$0	\$0	\$0	\$0	\$29,702
Griffith	Trunk Mains (excluding reticulation)	1989	100	mm	Rural	30041.53	\$30,042	\$30,042	\$0	\$0	\$0	\$0	\$30,042
Griffith	Trunk Mains (excluding reticulation)	1980	100	mm	Rural	31090.15	\$31,090	\$31,090	\$0	\$0	\$0	\$0	\$31,090
Griffith	Trunk Mains (excluding reticulation)	1993	100	mm	Rural	33267.78	\$33,268	\$33,268	\$0	\$0	\$0	\$0	\$33,268
Griffith	Trunk Mains (excluding reticulation)	1987	100	mm	Rural	33930.26	\$33,930	\$33,930	\$0	\$0	\$0	\$0	\$33,930
Griffith	Trunk Mains (excluding reticulation)	1983	100	mm	Rural	34722.87	\$34,723	\$34,723	\$0	\$0	\$0	\$0	\$34,723
Griffith	Trunk Mains (excluding reticulation)	1974	100	mm	Rural	35668.15	\$35,668	\$35,668	\$0	\$0	\$0	\$0	\$35,668
Griffith	Trunk Mains (excluding reticulation)	1960	100	mm	Rural	36304.54	\$0	\$0	\$36,305	\$0	\$0	\$0	\$0
Griffith	Trunk Mains (excluding reticulation)	1996	100	mm	Rural	37487.45	\$37,487	\$37,487	\$0	\$0	\$0	\$0	\$37,487
Griffith	Trunk Mains (excluding reticulation)	1960	100	mm	Rural	38491.89	\$0	\$0	\$38,492	\$0	\$0	\$0	\$0
Griffith	Trunk Mains (excluding reticulation)	1991	100	mm	Rural	39038.09	\$39,038	\$39,038	\$0	\$0	\$0	\$0	\$39,038
Griffith	Trunk Mains (excluding reticulation)	1990	100	mm	Rural	39163.67	\$39,164	\$39,164	\$0	\$0	\$0	\$0	\$39,164
Griffith	Trunk Mains (excluding reticulation)	1960	100	mm	Rural	40010.14	\$0	\$0	\$40,010	\$0	\$0	\$0	\$0
Griffith	Trunk Mains (excluding reticulation)	1978	100	mm	Rural	43517.11	\$43,517	\$43,517	\$0	\$0	\$0	\$0	\$43,517
Griffith	Trunk Mains (excluding reticulation)	1983	100	mm	Rural	44445.22	\$44,445	\$44,445	\$0	\$0	\$0	\$0	\$44,445
Griffith	Trunk Mains (excluding reticulation)	1987	100	mm	Rural	45863.73	\$45,864	\$45,864	\$0	\$0	\$0	\$0	\$45,864
Griffith	Trunk Mains (excluding reticulation)	1997	100	mm	Rural	46360.86	\$46,361	\$46,361	\$0	\$0	\$0	\$0	\$46,361



Griffith City Council  
2012 DSP Background Document for Water Supply

# Existing Assets

DSP Area Served	AssetType	Constructio nDate / Year of Commissio	Size	SizeUnits	Rural or Urban	CurrentReplacement Cost 2010 \$	Assets excluding pre 1970	Griffith	assets excluded	Headworks (Raw water storage)	Water Treatment Plant	Reservoirs	Trunk Mains (excluding reticulation)
Griffith	Trunk Mains (excluding reticulation)	1985	100	mm	Rural	48156.29	\$48,156	\$48,156	\$0	\$0	\$0	\$0	\$48,156
Griffith	Trunk Mains (excluding reticulation)	1990	100	mm	Rural	48313.72	\$48,314	\$48,314	\$0	\$0	\$0	\$0	\$48,314
Griffith	Trunk Mains (excluding reticulation)	1985	100	mm	Rural	48418.37	\$48,418	\$48,418	\$0	\$0	\$0	\$0	\$48,418
Griffith	Trunk Mains (excluding reticulation)	1980	100	mm	Rural	48578.53	\$48,579	\$48,579	\$0	\$0	\$0	\$0	\$48,579
Griffith	Trunk Mains (excluding reticulation)	2000	100	mm	Rural	49025.34	\$49,025	\$49,025	\$0	\$0	\$0	\$0	\$49,025
Griffith	Trunk Mains (excluding reticulation)	1965	100	mm	Rural	49736.96	\$0	\$0	\$49,737	\$0	\$0	\$0	\$0
Griffith	Trunk Mains (excluding reticulation)	1984	100	mm	Rural	50977.29	\$50,977	\$50,977	\$0	\$0	\$0	\$0	\$50,977
Griffith	Trunk Mains (excluding reticulation)	1994	100	mm	Rural	52513.37	\$52,513	\$52,513	\$0	\$0	\$0	\$0	\$52,513
Griffith	Trunk Mains (excluding reticulation)	1992	100	mm	Rural	53439.75	\$53,440	\$53,440	\$0	\$0	\$0	\$0	\$53,440
Griffith	Trunk Mains (excluding reticulation)	1965	100	mm	Rural	58492.07	\$0	\$0	\$58,492	\$0	\$0	\$0	\$0
Griffith	Trunk Mains (excluding reticulation)	1990	100	mm	Rural	59325.63	\$59,326	\$59,326	\$0	\$0	\$0	\$0	\$59,326
Griffith	Trunk Mains (excluding reticulation)	1990	100	mm	Rural	59982.65	\$59,983	\$59,983	\$0	\$0	\$0	\$0	\$59,983
Griffith	Trunk Mains (excluding reticulation)	1985	100	mm	Rural	60890.83	\$60,891	\$60,891	\$0	\$0	\$0	\$0	\$60,891
Griffith	Trunk Mains (excluding reticulation)	1965	100	mm	Rural	61462.31	\$0	\$0	\$61,462	\$0	\$0	\$0	\$0
Griffith	Trunk Mains (excluding reticulation)	1983	100	mm	Rural	62129.34	\$62,129	\$62,129	\$0	\$0	\$0	\$0	\$62,129
Griffith	Trunk Mains (excluding reticulation)	1960	100	mm	Rural	62321.15	\$0	\$0	\$62,321	\$0	\$0	\$0	\$0
Griffith	Trunk Mains (excluding reticulation)	1992	100	mm	Rural	63363.3	\$63,363	\$63,363	\$0	\$0	\$0	\$0	\$63,363
Griffith	Trunk Mains (excluding reticulation)	1983	100	mm	Rural	65482.69	\$65,483	\$65,483	\$0	\$0	\$0	\$0	\$65,483
Griffith	Trunk Mains (excluding reticulation)	1984	100	mm	Rural	65841.23	\$65,841	\$65,841	\$0	\$0	\$0	\$0	\$65,841
Griffith	Trunk Mains (excluding reticulation)	1965	100	mm	Rural	67144.35	\$0	\$0	\$67,144	\$0	\$0	\$0	\$0
Griffith	Trunk Mains (excluding reticulation)	1990	100	mm	Rural	69064.45	\$69,064	\$69,064	\$0	\$0	\$0	\$0	\$69,064
Griffith	Trunk Mains (excluding reticulation)	1991	100	mm	Rural	70502.25	\$70,502	\$70,502	\$0	\$0	\$0	\$0	\$70,502
Griffith	Trunk Mains (excluding reticulation)	1985	100	mm	Rural	71362.2	\$71,362	\$71,362	\$0	\$0	\$0	\$0	\$71,362
Griffith	Trunk Mains (excluding reticulation)	1965	100	mm	Rural	74677.33	\$0	\$0	\$74,677	\$0	\$0	\$0	\$0
Griffith	Trunk Mains (excluding reticulation)	1965	100	mm	Rural	76352.64	\$0	\$0	\$76,353	\$0	\$0	\$0	\$0
Griffith	Trunk Mains (excluding reticulation)	1985	100	mm	Rural	79399.32	\$79,399	\$79,399	\$0	\$0	\$0	\$0	\$79,399
Griffith	Trunk Mains (excluding reticulation)	1970	100	mm	Rural	82136.7	\$0	\$0	\$82,137	\$0	\$0	\$0	\$0
Griffith	Trunk Mains (excluding reticulation)	1989	100	mm	Rural	83426.98	\$83,427	\$83,427	\$0	\$0	\$0	\$0	\$83,427
Griffith	Trunk Mains (excluding reticulation)	1983	100	mm	Rural	83547.1	\$83,547	\$83,547	\$0	\$0	\$0	\$0	\$83,547
Griffith	Trunk Mains (excluding reticulation)	1965	100	mm	Rural	85399.86	\$0	\$0	\$85,400	\$0	\$0	\$0	\$0
Griffith	Trunk Mains (excluding reticulation)	1975	100	mm	Rural	91933.66	\$91,934	\$91,934	\$0	\$0	\$0	\$0	\$91,934
Griffith	Trunk Mains (excluding reticulation)	1997	100	mm	Rural	96551	\$96,551	\$96,551	\$0	\$0	\$0	\$0	\$96,551
Griffith	Trunk Mains (excluding reticulation)	1965	100	mm	Rural	96868.28	\$0	\$0	\$96,868	\$0	\$0	\$0	\$0
Griffith	Trunk Mains (excluding reticulation)	1965	100	mm	Rural	102503.31	\$0	\$0	\$102,503	\$0	\$0	\$0	\$0
Griffith	Trunk Mains (excluding reticulation)	1970	100	mm	Rural	106075.97	\$0	\$0	\$106,076	\$0	\$0	\$0	\$0
Griffith	Trunk Mains (excluding reticulation)	1997	100	mm	Rural	107152.5	\$107,153	\$107,153	\$0	\$0	\$0	\$0	\$107,153
Griffith	Trunk Mains (excluding reticulation)	1989	100	mm	Rural	117354.36	\$117,354	\$117,354	\$0	\$0	\$0	\$0	\$117,354
Griffith	Trunk Mains (excluding reticulation)	1976	100	mm	Rural	125102.25	\$125,102	\$125,102	\$0	\$0	\$0	\$0	\$125,102
Griffith	Trunk Mains (excluding reticulation)	1983	100	mm	Rural	130076.25	\$130,076	\$130,076	\$0	\$0	\$0	\$0	\$130,076
Griffith	Trunk Mains (excluding reticulation)	1996	100	mm	Rural	132354.04	\$132,354	\$132,354	\$0	\$0	\$0	\$0	\$132,354
Griffith	Trunk Mains (excluding reticulation)	1965	100	mm	Rural	132677.4	\$0	\$0	\$132,677	\$0	\$0	\$0	\$0
Griffith	Trunk Mains (excluding reticulation)	1968	100	mm	Rural	135311.54	\$0	\$0	\$135,312	\$0	\$0	\$0	\$0
Griffith	Trunk Mains (excluding reticulation)	1975	100	mm	Rural	143445.12	\$143,445	\$143,445	\$0	\$0	\$0	\$0	\$143,445
Griffith	Trunk Mains (excluding reticulation)	1982	100	mm	Rural	144795.75	\$144,796	\$144,796	\$0	\$0	\$0	\$0	\$144,796
Griffith	Trunk Mains (excluding reticulation)	1983	100	mm	Rural	148150.73	\$148,151	\$148,151	\$0	\$0	\$0	\$0	\$148,151
Griffith	Trunk Mains (excluding reticulation)	1983	100	mm	Rural	148150.73	\$148,151	\$148,151	\$0	\$0	\$0	\$0	\$148,151
Griffith	Trunk Mains (excluding reticulation)	1965	100	mm	Rural	149387.14	\$0	\$0	\$149,387	\$0	\$0	\$0	\$0
Griffith	Trunk Mains (excluding reticulation)	1985	100	mm	Rural	160695.08	\$160,695	\$160,695	\$0	\$0	\$0	\$0	\$160,695
Griffith	Trunk Mains (excluding reticulation)	1974	100	mm	Rural	163311.6	\$163,312	\$163,312	\$0	\$0	\$0	\$0	\$163,312
Griffith	Trunk Mains (excluding reticulation)	1992	100	mm	Rural	170599.52	\$170,600	\$170,600	\$0	\$0	\$0	\$0	\$170,600
Griffith	Trunk Mains (excluding reticulation)	1984	100	mm	Rural	172460.34	\$172,460	\$172,460	\$0	\$0	\$0	\$0	\$172,460
Griffith	Trunk Mains (excluding reticulation)	1980	100	mm	Rural	174149.43	\$174,149	\$174,149	\$0	\$0	\$0	\$0	\$174,149
Griffith	Trunk Mains (excluding reticulation)	1987	100	mm	Rural	180568.57	\$180,569	\$180,569	\$0	\$0	\$0	\$0	\$180,569
Griffith	Trunk Mains (excluding reticulation)	1983	100	mm	Rural	188672.12	\$188,672	\$188,672	\$0	\$0	\$0	\$0	\$188,672
Griffith	Trunk Mains (excluding reticulation)	1982	100	mm	Rural	254943.73	\$254,944	\$254,944	\$0	\$0	\$0	\$0	\$254,944
Griffith	Trunk Mains (excluding reticulation)	1994	100	mm	Rural	292484.01	\$292,484	\$292,484	\$0	\$0	\$0	\$0	\$292,484



Griffith City Council  
2012 DSP Background Document for Water Supply

# Existing Assets

DSP Area Served	AssetType	Constructio nDate / Year of Commissio	Size	SizeUnits	Rural or Urban	CurrentReplacement Cost 2010 \$	Assets excluding pre 1970	Griffith	assets excluded	Headworks (Raw water storage)	Water Treatment Plant	Reservoirs	Trunk Mains (excluding reticulation)
Griffith	Trunk Mains (excluding reticulation)	2000	110	mm	Rural	3649.14	\$3,649	\$3,649	\$0	\$0	\$0	\$0	\$3,649
Griffith	Trunk Mains (excluding reticulation)	2002	110	mm	Rural	97097.22	\$97,097	\$97,097	\$0	\$0	\$0	\$0	\$97,097
Griffith	Trunk Mains (excluding reticulation)	2000	110	mm	Rural	157626.81	\$157,627	\$157,627	\$0	\$0	\$0	\$0	\$157,627
Griffith	Trunk Mains (excluding reticulation)	2008	125	mm	Rural	2715.75	\$2,716	\$2,716	\$0	\$0	\$0	\$0	\$2,716
Griffith	Trunk Mains (excluding reticulation)	2009	125	mm	Rural	1296	\$1,296	\$1,296	\$0	\$0	\$0	\$0	\$1,296
Griffith	Trunk Mains (excluding reticulation)	2009	125	mm	Rural	3387.375	\$3,387	\$3,387	\$0	\$0	\$0	\$0	\$3,387
Griffith	Trunk Mains (excluding reticulation)	2009	125	mm	Rural	112.5	\$113	\$113	\$0	\$0	\$0	\$0	\$113
Griffith	Trunk Mains (excluding reticulation)	2009	125	mm	Rural	662.625	\$663	\$663	\$0	\$0	\$0	\$0	\$663
Griffith	Trunk Mains (excluding reticulation)	2009	125	mm	Rural	10796.625	\$10,797	\$10,797	\$0	\$0	\$0	\$0	\$10,797
Griffith	Trunk Mains (excluding reticulation)	2009	125	mm	Rural	14289.75	\$14,290	\$14,290	\$0	\$0	\$0	\$0	\$14,290
Griffith	Trunk Mains (excluding reticulation)	2009	125	mm	Rural	111.375	\$111	\$111	\$0	\$0	\$0	\$0	\$111
Griffith	Trunk Mains (excluding reticulation)	2009	125	mm	Rural	9380.25	\$9,380	\$9,380	\$0	\$0	\$0	\$0	\$9,380
Griffith	Trunk Mains (excluding reticulation)	2006	125	mm	Rural	67.5	\$68	\$68	\$0	\$0	\$0	\$0	\$68
Griffith	Trunk Mains (excluding reticulation)	2000	125	mm	Rural	3255.75	\$3,256	\$3,256	\$0	\$0	\$0	\$0	\$3,256
Griffith	Trunk Mains (excluding reticulation)	2006	125	mm	Rural	10924.91	\$10,925	\$10,925	\$0	\$0	\$0	\$0	\$10,925
Griffith	Trunk Mains (excluding reticulation)	2006	125	mm	Rural	19329.75	\$19,330	\$19,330	\$0	\$0	\$0	\$0	\$19,330
Griffith	Trunk Mains (excluding reticulation)	2006	125	mm	Rural	25869.38	\$25,869	\$25,869	\$0	\$0	\$0	\$0	\$25,869
Griffith	Trunk Mains (excluding reticulation)	2002	125	mm	Rural	55455.75	\$55,456	\$55,456	\$0	\$0	\$0	\$0	\$55,456
Griffith	Trunk Mains (excluding reticulation)	2006	125	mm	Rural	89303.59	\$89,304	\$89,304	\$0	\$0	\$0	\$0	\$89,304
Griffith	Trunk Mains (excluding reticulation)	2006	125	mm	Rural	105748.88	\$105,749	\$105,749	\$0	\$0	\$0	\$0	\$105,749
Griffith	Trunk Mains (excluding reticulation)	2000	125	mm	Rural	144606.38	\$144,606	\$144,606	\$0	\$0	\$0	\$0	\$144,606
Griffith	Trunk Mains (excluding reticulation)	1995	150	mm	Rural	305.76	\$306	\$306	\$0	\$0	\$0	\$0	\$306
Griffith	Trunk Mains (excluding reticulation)	2009	150	mm	Rural	3432.39	\$3,432	\$3,432	\$0	\$0	\$0	\$0	\$3,432
Griffith	Trunk Mains (excluding reticulation)	2009	150	mm	Rural	2764.84	\$2,765	\$2,765	\$0	\$0	\$0	\$0	\$2,765
Griffith	Trunk Mains (excluding reticulation)	2009	150	mm	Rural	1318.2	\$1,318	\$1,318	\$0	\$0	\$0	\$0	\$1,318
Griffith	Trunk Mains (excluding reticulation)	2010	150	mm	Rural	1020.76	\$1,021	\$1,021	\$0	\$0	\$0	\$0	\$1,021
Griffith	Trunk Mains (excluding reticulation)	2009	150	mm	Rural	266.175	\$266	\$266	\$0	\$0	\$0	\$0	\$266
Griffith	Trunk Mains (excluding reticulation)	2009	150	mm	Rural	174.72	\$175	\$175	\$0	\$0	\$0	\$0	\$175
Griffith	Trunk Mains (excluding reticulation)	2009	150	mm	Rural	1610.7	\$1,611	\$1,611	\$0	\$0	\$0	\$0	\$1,611
Griffith	Trunk Mains (excluding reticulation)	2009	150	mm	Rural	10788.96	\$10,789	\$10,789	\$0	\$0	\$0	\$0	\$10,789
Griffith	Trunk Mains (excluding reticulation)	2009	150	mm	Rural	17432.415	\$17,432	\$17,432	\$0	\$0	\$0	\$0	\$17,432
Griffith	Trunk Mains (excluding reticulation)	2009	150	mm	Rural	26283.075	\$26,283	\$26,283	\$0	\$0	\$0	\$0	\$26,283
Griffith	Trunk Mains (excluding reticulation)	2009	150	mm	Rural	16605.225	\$16,605	\$16,605	\$0	\$0	\$0	\$0	\$16,605
Griffith	Trunk Mains (excluding reticulation)	2009	150	mm	Rural	46.41	\$46	\$46	\$0	\$0	\$0	\$0	\$46
Griffith	Trunk Mains (excluding reticulation)	2009	150	mm	Rural	304.395	\$304	\$304	\$0	\$0	\$0	\$0	\$304
Griffith	Trunk Mains (excluding reticulation)	2008	150	mm	Rural	40.56	\$41	\$41	\$0	\$0	\$0	\$0	\$41
Griffith	Trunk Mains (excluding reticulation)	2008	150	mm	Rural	45.63	\$46	\$46	\$0	\$0	\$0	\$0	\$46
Griffith	Trunk Mains (excluding reticulation)	1993	150	mm	Rural	46.41	\$46	\$46	\$0	\$0	\$0	\$0	\$46
Griffith	Trunk Mains (excluding reticulation)	1965	150	mm	Rural	58.7	\$0	\$0	\$59	\$0	\$0	\$0	\$0
Griffith	Trunk Mains (excluding reticulation)	1979	150	mm	Rural	64.15	\$64	\$64	\$0	\$0	\$0	\$0	\$64
Griffith	Trunk Mains (excluding reticulation)	1986	150	mm	Rural	65.52	\$66	\$66	\$0	\$0	\$0	\$0	\$66
Griffith	Trunk Mains (excluding reticulation)	1965	150	mm	Rural	174.72	\$0	\$0	\$175	\$0	\$0	\$0	\$0
Griffith	Trunk Mains (excluding reticulation)	1996	150	mm	Rural	177.45	\$177	\$177	\$0	\$0	\$0	\$0	\$177
Griffith	Trunk Mains (excluding reticulation)	2008	150	mm	Rural	185.9	\$186	\$186	\$0	\$0	\$0	\$0	\$186
Griffith	Trunk Mains (excluding reticulation)	1999	150	mm	Rural	188.37	\$188	\$188	\$0	\$0	\$0	\$0	\$188
Griffith	Trunk Mains (excluding reticulation)	1996	150	mm	Rural	215.67	\$216	\$216	\$0	\$0	\$0	\$0	\$216
Griffith	Trunk Mains (excluding reticulation)	2008	150	mm	Rural	219.7	\$220	\$220	\$0	\$0	\$0	\$0	\$220
Griffith	Trunk Mains (excluding reticulation)	1986	150	mm	Rural	297.57	\$298	\$298	\$0	\$0	\$0	\$0	\$298
Griffith	Trunk Mains (excluding reticulation)	1986	150	mm	Rural	311.22	\$311	\$311	\$0	\$0	\$0	\$0	\$311
Griffith	Trunk Mains (excluding reticulation)	2001	150	mm	Rural	384.93	\$385	\$385	\$0	\$0	\$0	\$0	\$385
Griffith	Trunk Mains (excluding reticulation)	1970	150	mm	Rural	540.54	\$0	\$0	\$541	\$0	\$0	\$0	\$0
Griffith	Trunk Mains (excluding reticulation)	1992	150	mm	Rural	584.22	\$584	\$584	\$0	\$0	\$0	\$0	\$584
Griffith	Trunk Mains (excluding reticulation)	1996	150	mm	Rural	626.53	\$627	\$627	\$0	\$0	\$0	\$0	\$627
Griffith	Trunk Mains (excluding reticulation)	1992	150	mm	Rural	649.74	\$650	\$650	\$0	\$0	\$0	\$0	\$650
Griffith	Trunk Mains (excluding reticulation)	1996	150	mm	Rural	849.03	\$849	\$849	\$0	\$0	\$0	\$0	\$849
Griffith	Trunk Mains (excluding reticulation)	1965	150	mm	Rural	855.85	\$0	\$0	\$856	\$0	\$0	\$0	\$0



Griffith City Council  
2012 DSP Background Document for Water Supply

# Existing Assets

DSP Area Served	AssetType	Constructio nDate / Year of Commissio	Size	SizeUnits	Rural or Urban	CurrentReplacement Cost 2010 \$	Assets excluding pre 1970	Griffith	assets excluded	Headworks (Raw water storage)	Water Treatment Plant	Reservoirs	Trunk Mains (excluding reticulation)
Griffith	Trunk Mains (excluding reticulation)	1997	150	mm	Rural	910.46	\$910	\$910	\$0	\$0	\$0	\$0	\$910
Griffith	Trunk Mains (excluding reticulation)	2001	150	mm	Rural	1139.78	\$1,140	\$1,140	\$0	\$0	\$0	\$0	\$1,140
Griffith	Trunk Mains (excluding reticulation)	1990	150	mm	Rural	1167.08	\$1,167	\$1,167	\$0	\$0	\$0	\$0	\$1,167
Griffith	Trunk Mains (excluding reticulation)	1989	150	mm	Rural	1257.17	\$1,257	\$1,257	\$0	\$0	\$0	\$0	\$1,257
Griffith	Trunk Mains (excluding reticulation)	1965	150	mm	Rural	1707.62	\$0	\$0	\$1,708	\$0	\$0	\$0	\$0
Griffith	Trunk Mains (excluding reticulation)	2003	150	mm	Rural	1990.82	\$1,991	\$1,991	\$0	\$0	\$0	\$0	\$1,991
Griffith	Trunk Mains (excluding reticulation)	2001	150	mm	Rural	2534.81	\$2,535	\$2,535	\$0	\$0	\$0	\$0	\$2,535
Griffith	Trunk Mains (excluding reticulation)	1984	150	mm	Rural	2608.52	\$2,609	\$2,609	\$0	\$0	\$0	\$0	\$2,609
Griffith	Trunk Mains (excluding reticulation)	1978	150	mm	Rural	2933.84	\$2,934	\$2,934	\$0	\$0	\$0	\$0	\$2,934
Griffith	Trunk Mains (excluding reticulation)	1965	150	mm	Rural	2940.21	\$0	\$0	\$2,940	\$0	\$0	\$0	\$0
Griffith	Trunk Mains (excluding reticulation)	2001	150	mm	Rural	3663.92	\$3,664	\$3,664	\$0	\$0	\$0	\$0	\$3,664
Griffith	Trunk Mains (excluding reticulation)	1965	150	mm	Rural	4400.76	\$0	\$0	\$4,401	\$0	\$0	\$0	\$0
Griffith	Trunk Mains (excluding reticulation)	1997	150	mm	Rural	4975.36	\$4,975	\$4,975	\$0	\$0	\$0	\$0	\$4,975
Griffith	Trunk Mains (excluding reticulation)	2001	150	mm	Rural	5860.92	\$5,861	\$5,861	\$0	\$0	\$0	\$0	\$5,861
Griffith	Trunk Mains (excluding reticulation)	1965	150	mm	Rural	6355.44	\$0	\$0	\$6,355	\$0	\$0	\$0	\$0
Griffith	Trunk Mains (excluding reticulation)	2001	150	mm	Rural	6465.94	\$6,466	\$6,466	\$0	\$0	\$0	\$0	\$6,466
Griffith	Trunk Mains (excluding reticulation)	1958	150	mm	Rural	6908.27	\$0	\$0	\$6,908	\$0	\$0	\$0	\$0
Griffith	Trunk Mains (excluding reticulation)	1965	150	mm	Rural	7502.04	\$0	\$0	\$7,502	\$0	\$0	\$0	\$0
Griffith	Trunk Mains (excluding reticulation)	1958	150	mm	Rural	7714.98	\$0	\$0	\$7,715	\$0	\$0	\$0	\$0
Griffith	Trunk Mains (excluding reticulation)	2001	150	mm	Rural	8138.13	\$8,138	\$8,138	\$0	\$0	\$0	\$0	\$8,138
Griffith	Trunk Mains (excluding reticulation)	1958	150	mm	Rural	8337.42	\$0	\$0	\$8,337	\$0	\$0	\$0	\$0
Griffith	Trunk Mains (excluding reticulation)	2003	150	mm	Rural	10768.68	\$10,769	\$10,769	\$0	\$0	\$0	\$0	\$10,769
Griffith	Trunk Mains (excluding reticulation)	1990	150	mm	Rural	11354.07	\$11,354	\$11,354	\$0	\$0	\$0	\$0	\$11,354
Griffith	Trunk Mains (excluding reticulation)	2001	150	mm	Rural	12201.74	\$12,202	\$12,202	\$0	\$0	\$0	\$0	\$12,202
Griffith	Trunk Mains (excluding reticulation)	1990	150	mm	Rural	15657.91	\$15,658	\$15,658	\$0	\$0	\$0	\$0	\$15,658
Griffith	Trunk Mains (excluding reticulation)	1965	150	mm	Rural	21314.48	\$0	\$0	\$21,314	\$0	\$0	\$0	\$0
Griffith	Trunk Mains (excluding reticulation)	1976	150	mm	Rural	25188.35	\$25,188	\$25,188	\$0	\$0	\$0	\$0	\$25,188
Griffith	Trunk Mains (excluding reticulation)	1990	150	mm	Rural	30817.61	\$30,818	\$30,818	\$0	\$0	\$0	\$0	\$30,818
Griffith	Trunk Mains (excluding reticulation)	2001	150	mm	Rural	33456.15	\$33,456	\$33,456	\$0	\$0	\$0	\$0	\$33,456
Griffith	Trunk Mains (excluding reticulation)	1976	150	mm	Rural	35831.89	\$35,832	\$35,832	\$0	\$0	\$0	\$0	\$35,832
Griffith	Trunk Mains (excluding reticulation)	1965	150	mm	Rural	38437.03	\$0	\$0	\$38,437	\$0	\$0	\$0	\$0
Griffith	Trunk Mains (excluding reticulation)	1965	150	mm	Rural	39317.46	\$0	\$0	\$39,317	\$0	\$0	\$0	\$0
Griffith	Trunk Mains (excluding reticulation)	1989	150	mm	Rural	45279.78	\$45,280	\$45,280	\$0	\$0	\$0	\$0	\$45,280
Griffith	Trunk Mains (excluding reticulation)	1965	150	mm	Rural	45915.87	\$0	\$0	\$45,916	\$0	\$0	\$0	\$0
Griffith	Trunk Mains (excluding reticulation)	1986	150	mm	Rural	46561.52	\$46,562	\$46,562	\$0	\$0	\$0	\$0	\$46,562
Griffith	Trunk Mains (excluding reticulation)	1974	150	mm	Rural	48199.52	\$48,200	\$48,200	\$0	\$0	\$0	\$0	\$48,200
Griffith	Trunk Mains (excluding reticulation)	1990	150	mm	Rural	48218.63	\$48,219	\$48,219	\$0	\$0	\$0	\$0	\$48,219
Griffith	Trunk Mains (excluding reticulation)	1989	150	mm	Rural	48443.85	\$48,444	\$48,444	\$0	\$0	\$0	\$0	\$48,444
Griffith	Trunk Mains (excluding reticulation)	1976	150	mm	Rural	50260.31	\$50,260	\$50,260	\$0	\$0	\$0	\$0	\$50,260
Griffith	Trunk Mains (excluding reticulation)	1976	150	mm	Rural	50260.31	\$50,260	\$50,260	\$0	\$0	\$0	\$0	\$50,260
Griffith	Trunk Mains (excluding reticulation)	1965	150	mm	Rural	52506.09	\$0	\$0	\$52,506	\$0	\$0	\$0	\$0
Griffith	Trunk Mains (excluding reticulation)	1989	150	mm	Rural	56751.24	\$56,751	\$56,751	\$0	\$0	\$0	\$0	\$56,751
Griffith	Trunk Mains (excluding reticulation)	1990	150	mm	Rural	60158.28	\$60,158	\$60,158	\$0	\$0	\$0	\$0	\$60,158
Griffith	Trunk Mains (excluding reticulation)	1979	150	mm	Rural	62377.77	\$62,378	\$62,378	\$0	\$0	\$0	\$0	\$62,378
Griffith	Trunk Mains (excluding reticulation)	1974	150	mm	Rural	64124.97	\$64,125	\$64,125	\$0	\$0	\$0	\$0	\$64,125
Griffith	Trunk Mains (excluding reticulation)	1990	150	mm	Rural	66800.37	\$66,800	\$66,800	\$0	\$0	\$0	\$0	\$66,800
Griffith	Trunk Mains (excluding reticulation)	1989	150	mm	Rural	70040.88	\$70,041	\$70,041	\$0	\$0	\$0	\$0	\$70,041
Griffith	Trunk Mains (excluding reticulation)	1972	150	mm	Rural	76785.35	\$76,785	\$76,785	\$0	\$0	\$0	\$0	\$76,785
Griffith	Trunk Mains (excluding reticulation)	1986	150	mm	Rural	80246.99	\$80,247	\$80,247	\$0	\$0	\$0	\$0	\$80,247
Griffith	Trunk Mains (excluding reticulation)	1976	150	mm	Rural	80716.55	\$80,717	\$80,717	\$0	\$0	\$0	\$0	\$80,717
Griffith	Trunk Mains (excluding reticulation)	1996	150	mm	Rural	80803.91	\$80,804	\$80,804	\$0	\$0	\$0	\$0	\$80,804
Griffith	Trunk Mains (excluding reticulation)	1965	150	mm	Rural	82384.58	\$0	\$0	\$82,385	\$0	\$0	\$0	\$0
Griffith	Trunk Mains (excluding reticulation)	1986	150	mm	Rural	83374.2	\$83,374	\$83,374	\$0	\$0	\$0	\$0	\$83,374
Griffith	Trunk Mains (excluding reticulation)	1974	150	mm	Rural	84044.08	\$84,044	\$84,044	\$0	\$0	\$0	\$0	\$84,044
Griffith	Trunk Mains (excluding reticulation)	1974	150	mm	Rural	86643.38	\$86,643	\$86,643	\$0	\$0	\$0	\$0	\$86,643
Griffith	Trunk Mains (excluding reticulation)	1990	150	mm	Rural	91363.55	\$91,364	\$91,364	\$0	\$0	\$0	\$0	\$91,364



Griffith City Council  
2012 DSP Background Document for Water Supply

# Existing Assets

DSP Area Served	AssetType	Constructio nDate / Year of Commissio	Size	SizeUnits	Rural or Urban	CurrentReplacement Cost 2010 \$	Assets excluding pre 1970	Griffith	assets excluded	Headworks (Raw water storage)	Water Treatment Plant	Reservoirs	Trunk Mains (excluding reticulation)
Griffith	Trunk Mains (excluding reticulation)	1965	150	mm	Rural	92425.52	\$0	\$0	\$92,426	\$0	\$0	\$0	\$0
Griffith	Trunk Mains (excluding reticulation)	1990	150	mm	Rural	96109.65	\$96,110	\$96,110	\$0	\$0	\$0	\$0	\$96,110
Griffith	Trunk Mains (excluding reticulation)	1986	150	mm	Rural	97780.41	\$97,780	\$97,780	\$0	\$0	\$0	\$0	\$97,780
Griffith	Trunk Mains (excluding reticulation)	1965	150	mm	Rural	105451.71	\$0	\$0	\$105,452	\$0	\$0	\$0	\$0
Griffith	Trunk Mains (excluding reticulation)	1965	150	mm	Rural	106411.31	\$0	\$0	\$106,411	\$0	\$0	\$0	\$0
Griffith	Trunk Mains (excluding reticulation)	1965	150	mm	Rural	112160.69	\$0	\$0	\$112,161	\$0	\$0	\$0	\$0
Griffith	Trunk Mains (excluding reticulation)	1999	150	mm	Rural	126310.28	\$126,310	\$126,310	\$0	\$0	\$0	\$0	\$126,310
Griffith	Trunk Mains (excluding reticulation)	1965	150	mm	Rural	128525.67	\$0	\$0	\$128,526	\$0	\$0	\$0	\$0
Griffith	Trunk Mains (excluding reticulation)	1970	150	mm	Rural	133648.52	\$0	\$0	\$133,649	\$0	\$0	\$0	\$0
Griffith	Trunk Mains (excluding reticulation)	1982	150	mm	Rural	148819.13	\$148,819	\$148,819	\$0	\$0	\$0	\$0	\$148,819
Griffith	Trunk Mains (excluding reticulation)	1970	150	mm	Rural	157882.73	\$0	\$0	\$157,883	\$0	\$0	\$0	\$0
Griffith	Trunk Mains (excluding reticulation)	1979	150	mm	Rural	163578.87	\$163,579	\$163,579	\$0	\$0	\$0	\$0	\$163,579
Griffith	Trunk Mains (excluding reticulation)	1970	150	mm	Rural	182990.53	\$0	\$0	\$182,991	\$0	\$0	\$0	\$0
Griffith	Trunk Mains (excluding reticulation)	1965	150	mm	Rural	400714.86	\$0	\$0	\$400,715	\$0	\$0	\$0	\$0
Griffith	Trunk Mains (excluding reticulation)	1965	150	mm	Rural	624965.25	\$0	\$0	\$624,965	\$0	\$0	\$0	\$0
Griffith	Trunk Mains (excluding reticulation)	2010	180	mm	Rural	10330.74	\$10,331	\$10,331	\$0	\$0	\$0	\$0	\$10,331
Griffith	Trunk Mains (excluding reticulation)	2009	180	mm	Rural	4861.62	\$4,862	\$4,862	\$0	\$0	\$0	\$0	\$4,862
Griffith	Trunk Mains (excluding reticulation)	2006	180	mm	Rural	45.36	\$45	\$45	\$0	\$0	\$0	\$0	\$45
Griffith	Trunk Mains (excluding reticulation)	2006	180	mm	Rural	199.26	\$199	\$199	\$0	\$0	\$0	\$0	\$199
Griffith	Trunk Mains (excluding reticulation)	2008	180	mm	Rural	2156.22	\$2,156	\$2,156	\$0	\$0	\$0	\$0	\$2,156
Griffith	Trunk Mains (excluding reticulation)	2006	180	mm	Rural	2669.76	\$2,670	\$2,670	\$0	\$0	\$0	\$0	\$2,670
Griffith	Trunk Mains (excluding reticulation)	2008	180	mm	Rural	2925.72	\$2,926	\$2,926	\$0	\$0	\$0	\$0	\$2,926
Griffith	Trunk Mains (excluding reticulation)	2010	180	mm	Rural	5652.46	\$5,652	\$5,652	\$0	\$0	\$0	\$0	\$5,652
Griffith	Trunk Mains (excluding reticulation)	2006	180	mm	Rural	22709.16	\$22,709	\$22,709	\$0	\$0	\$0	\$0	\$22,709
Griffith	Trunk Mains (excluding reticulation)	2006	180	mm	Rural	34240.28	\$34,240	\$34,240	\$0	\$0	\$0	\$0	\$34,240
Griffith	Trunk Mains (excluding reticulation)	2006	180	mm	Rural	55629.22	\$55,629	\$55,629	\$0	\$0	\$0	\$0	\$55,629
Griffith	Trunk Mains (excluding reticulation)	2007	180	mm	Rural	104188.68	\$104,189	\$104,189	\$0	\$0	\$0	\$0	\$104,189
Griffith	Trunk Mains (excluding reticulation)	1997	200	mm	Rural	37.18	\$37	\$37	\$0	\$0	\$0	\$0	\$37
Griffith	Trunk Mains (excluding reticulation)	1998	200	mm	Rural	55.77	\$56	\$56	\$0	\$0	\$0	\$0	\$56
Griffith	Trunk Mains (excluding reticulation)	1975	200	mm	Rural	169	\$169	\$169	\$0	\$0	\$0	\$0	\$169
Griffith	Trunk Mains (excluding reticulation)	1995	200	mm	Rural	589.81	\$590	\$590	\$0	\$0	\$0	\$0	\$590
Griffith	Trunk Mains (excluding reticulation)	2001	200	mm	Rural	819.65	\$820	\$820	\$0	\$0	\$0	\$0	\$820
Griffith	Trunk Mains (excluding reticulation)	1998	200	mm	Rural	1037.92	\$1,038	\$1,038	\$0	\$0	\$0	\$0	\$1,038
Griffith	Trunk Mains (excluding reticulation)	1998	200	mm	Rural	1453.92	\$1,454	\$1,454	\$0	\$0	\$0	\$0	\$1,454
Griffith	Trunk Mains (excluding reticulation)	1990	200	mm	Rural	1941.81	\$1,942	\$1,942	\$0	\$0	\$0	\$0	\$1,942
Griffith	Trunk Mains (excluding reticulation)	1998	200	mm	Rural	2331.68	\$2,332	\$2,332	\$0	\$0	\$0	\$0	\$2,332
Griffith	Trunk Mains (excluding reticulation)	1998	200	mm	Rural	2729.35	\$2,729	\$2,729	\$0	\$0	\$0	\$0	\$2,729
Griffith	Trunk Mains (excluding reticulation)	1998	200	mm	Rural	3180.58	\$3,181	\$3,181	\$0	\$0	\$0	\$0	\$3,181
Griffith	Trunk Mains (excluding reticulation)	2005	200	mm	Rural	3521.96	\$3,522	\$3,522	\$0	\$0	\$0	\$0	\$3,522
Griffith	Trunk Mains (excluding reticulation)	1998	200	mm	Rural	4675.84	\$4,676	\$4,676	\$0	\$0	\$0	\$0	\$4,676
Griffith	Trunk Mains (excluding reticulation)	1998	200	mm	Rural	4752.28	\$4,752	\$4,752	\$0	\$0	\$0	\$0	\$4,752
Griffith	Trunk Mains (excluding reticulation)	1996	200	mm	Rural	6929	\$6,929	\$6,929	\$0	\$0	\$0	\$0	\$6,929
Griffith	Trunk Mains (excluding reticulation)	1995	200	mm	Rural	8035.04	\$8,035	\$8,035	\$0	\$0	\$0	\$0	\$8,035
Griffith	Trunk Mains (excluding reticulation)	1998	200	mm	Rural	20797.14	\$20,797	\$20,797	\$0	\$0	\$0	\$0	\$20,797
Griffith	Trunk Mains (excluding reticulation)	1990	200	mm	Rural	23992.93	\$23,993	\$23,993	\$0	\$0	\$0	\$0	\$23,993
Griffith	Trunk Mains (excluding reticulation)	1984	200	mm	Rural	28980.12	\$28,980	\$28,980	\$0	\$0	\$0	\$0	\$28,980
Griffith	Trunk Mains (excluding reticulation)	1998	200	mm	Rural	33056.4	\$33,056	\$33,056	\$0	\$0	\$0	\$0	\$33,056
Griffith	Trunk Mains (excluding reticulation)	1995	200	mm	Rural	37771.5	\$37,772	\$37,772	\$0	\$0	\$0	\$0	\$37,772
Griffith	Trunk Mains (excluding reticulation)	2001	200	mm	Rural	41639.91	\$41,640	\$41,640	\$0	\$0	\$0	\$0	\$41,640
Griffith	Trunk Mains (excluding reticulation)	1975	200	mm	Rural	49172.24	\$49,172	\$49,172	\$0	\$0	\$0	\$0	\$49,172
Griffith	Trunk Mains (excluding reticulation)	1995	200	mm	Rural	52699.27	\$52,699	\$52,699	\$0	\$0	\$0	\$0	\$52,699
Griffith	Trunk Mains (excluding reticulation)	1998	200	mm	Rural	57198.05	\$57,198	\$57,198	\$0	\$0	\$0	\$0	\$57,198
Griffith	Trunk Mains (excluding reticulation)	2008	200	mm	Rural	69707.43	\$69,707	\$69,707	\$0	\$0	\$0	\$0	\$69,707
Griffith	Trunk Mains (excluding reticulation)	1995	200	mm	Rural	105663.87	\$105,664	\$105,664	\$0	\$0	\$0	\$0	\$105,664
Griffith	Trunk Mains (excluding reticulation)	1995	200	mm	Rural	114306.53	\$114,307	\$114,307	\$0	\$0	\$0	\$0	\$114,307
Griffith	Trunk Mains (excluding reticulation)	1997	200	mm	Rural	127147.15	\$127,147	\$127,147	\$0	\$0	\$0	\$0	\$127,147



Griffith City Council  
2012 DSP Background Document for Water Supply

# Existing Assets

DSP Area Served	AssetType	Constructio nDate / Year of Commissio	Size	SizeUnits	Rural or Urban	CurrentReplacement Cost 2010 \$	Assets excluding pre 1970	Griffith	assets excluded	Headworks (Raw water storage)	Water Treatment Plant	Reservoirs	Trunk Mains (excluding reticulation)
Griffith	Trunk Mains (excluding reticulation)	2002	200 mm		Rural	129242.75	\$129,243	\$129,243	\$0	\$0	\$0	\$0	\$129,243
Griffith	Trunk Mains (excluding reticulation)	2008	200 mm		Rural	141981.97	\$141,982	\$141,982	\$0	\$0	\$0	\$0	\$141,982
Griffith	Trunk Mains (excluding reticulation)	1996	200 mm		Rural	149100.25	\$149,100	\$149,100	\$0	\$0	\$0	\$0	\$149,100
Griffith	Trunk Mains (excluding reticulation)	1998	200 mm		Rural	160438.46	\$160,438	\$160,438	\$0	\$0	\$0	\$0	\$160,438
Griffith	Trunk Mains (excluding reticulation)	1998	200 mm		Rural	160438.46	\$160,438	\$160,438	\$0	\$0	\$0	\$0	\$160,438
Griffith	Trunk Mains (excluding reticulation)	1997	200 mm		Rural	181281.23	\$181,281	\$181,281	\$0	\$0	\$0	\$0	\$181,281
Griffith	Trunk Mains (excluding reticulation)	1982	200 mm		Rural	191848.02	\$191,848	\$191,848	\$0	\$0	\$0	\$0	\$191,848
Griffith	Trunk Mains (excluding reticulation)	1974	200 mm		Rural	236971.8	\$236,972	\$236,972	\$0	\$0	\$0	\$0	\$236,972
Griffith	Trunk Mains (excluding reticulation)	1990	200 mm		Rural	310574.03	\$310,574	\$310,574	\$0	\$0	\$0	\$0	\$310,574
Griffith	Trunk Mains (excluding reticulation)	1996	200 mm		Rural	348929.23	\$348,929	\$348,929	\$0	\$0	\$0	\$0	\$348,929
Griffith	Trunk Mains (excluding reticulation)	1992	200 mm		Rural	470967.51	\$470,968	\$470,968	\$0	\$0	\$0	\$0	\$470,968
Griffith	Trunk Mains (excluding reticulation)	2010	225 mm		Rural	7324.2	\$7,324	\$7,324	\$0	\$0	\$0	\$0	\$7,324
Griffith	Trunk Mains (excluding reticulation)	2008	225 mm		Rural	17105.4	\$17,105	\$17,105	\$0	\$0	\$0	\$0	\$17,105
Griffith	Trunk Mains (excluding reticulation)	2006	250 mm		Rural	765.7	\$766	\$766	\$0	\$0	\$0	\$0	\$766
Griffith	Trunk Mains (excluding reticulation)	2006	250 mm		Rural	1339.26	\$1,339	\$1,339	\$0	\$0	\$0	\$0	\$1,339
Griffith	Trunk Mains (excluding reticulation)	2006	250 mm		Rural	5923.06	\$5,923	\$5,923	\$0	\$0	\$0	\$0	\$5,923
Griffith	Trunk Mains (excluding reticulation)	2006	250 mm		Rural	72680.27	\$72,680	\$72,680	\$0	\$0	\$0	\$0	\$72,680
Griffith	Trunk Mains (excluding reticulation)	1996	250 mm		Rural	77734.54	\$77,735	\$77,735	\$0	\$0	\$0	\$0	\$77,735
Griffith	Trunk Mains (excluding reticulation)	2006	250 mm		Rural	83380.59	\$83,381	\$83,381	\$0	\$0	\$0	\$0	\$83,381
Griffith	Trunk Mains (excluding reticulation)	1996	250 mm		Rural	108110.99	\$108,111	\$108,111	\$0	\$0	\$0	\$0	\$108,111
Griffith	Trunk Mains (excluding reticulation)	1996	250 mm		Rural	123205.29	\$123,205	\$123,205	\$0	\$0	\$0	\$0	\$123,205
Griffith	Trunk Mains (excluding reticulation)	2006	250 mm		Rural	146494.89	\$146,495	\$146,495	\$0	\$0	\$0	\$0	\$146,495
Griffith	Trunk Mains (excluding reticulation)	1996	250 mm		Rural	175942.52	\$175,943	\$175,943	\$0	\$0	\$0	\$0	\$175,943
Griffith	Trunk Mains (excluding reticulation)	1996	250 mm		Rural	197993.9	\$197,994	\$197,994	\$0	\$0	\$0	\$0	\$197,994
Griffith	Trunk Mains (excluding reticulation)	2006	250 mm		Rural	767604.83	\$767,605	\$767,605	\$0	\$0	\$0	\$0	\$767,605
Griffith	Trunk Mains (excluding reticulation)	2010	300 mm		Rural	48225.45	\$48,225	\$48,225	\$0	\$0	\$0	\$0	\$48,225
Griffith	Trunk Mains (excluding reticulation)	2010	300 mm		Rural	1659.84	\$1,660	\$1,660	\$0	\$0	\$0	\$0	\$1,660
Griffith	Trunk Mains (excluding reticulation)	2009	300 mm		Rural	5255.25	\$5,255	\$5,255	\$0	\$0	\$0	\$0	\$5,255
Griffith	Trunk Mains (excluding reticulation)	2009	300 mm		Rural	952.77	\$953	\$953	\$0	\$0	\$0	\$0	\$953
Griffith	Trunk Mains (excluding reticulation)	2009	300 mm		Rural	280966.14	\$280,966	\$280,966	\$0	\$0	\$0	\$0	\$280,966
Griffith	Trunk Mains (excluding reticulation)	1997	300 mm		Rural	74594.52	\$74,595	\$74,595	\$0	\$0	\$0	\$0	\$74,595
Griffith	Trunk Mains (excluding reticulation)	1997	300 mm		Rural	302202.81	\$302,203	\$302,203	\$0	\$0	\$0	\$0	\$302,203
Griffith	Trunk Mains (excluding reticulation)	2010	375 mm		Rural	43165.98	\$43,166	\$43,166	\$0	\$0	\$0	\$0	\$43,166
Griffith	Trunk Mains (excluding reticulation)	2010	375 mm		Rural	65081.9	\$65,082	\$65,082	\$0	\$0	\$0	\$0	\$65,082
Griffith	Trunk Mains (excluding reticulation)	2010	375 mm		Rural	10143.38	\$10,143	\$10,143	\$0	\$0	\$0	\$0	\$10,143
Griffith	Trunk Mains (excluding reticulation)	2010	375 mm		Rural	6979.7	\$6,980	\$6,980	\$0	\$0	\$0	\$0	\$6,980
Griffith	Trunk Mains (excluding reticulation)	2010	375 mm		Rural	16798.6	\$16,799	\$16,799	\$0	\$0	\$0	\$0	\$16,799
Griffith	Trunk Mains (excluding reticulation)	2010	375 mm		Rural	334.62	\$335	\$335	\$0	\$0	\$0	\$0	\$335
Griffith	Trunk Mains (excluding reticulation)	2000	375 mm		Rural	19411.34	\$19,411	\$19,411	\$0	\$0	\$0	\$0	\$19,411
Griffith	Trunk Mains (excluding reticulation)	2010	450 mm		Rural	51345	\$51,345	\$51,345	\$0	\$0	\$0	\$0	\$51,345
Griffith	Headworks (Raw water storage)	1976	300 ML		N/A	7025000	\$7,025,000	\$7,025,000	\$0	\$7,025,000	\$0	\$0	\$0
Griffith	Water Treatment Plant	1988	60 ML/day		N/A	26410000	\$26,410,000	\$26,410,000	\$0	\$0	\$26,410,000	\$0	\$0
Griffith	Reservoirs	1949	9 ML		N/A	1390000	\$0	\$0	\$1,390,000	\$0	\$0	\$0	\$0
Griffith	Reservoirs	1986	30 ML		N/A	3267000	\$3,267,000	\$3,267,000	\$0	\$0	\$0	\$3,267,000	\$0
Griffith	Reservoirs	1977	14 ML		N/A	1877000	\$1,877,000	\$1,877,000	\$0	\$0	\$0	\$1,877,000	\$0
Griffith	Water Treatment Plant	2002	2.5 ML/day		N/A	4232000	\$4,232,000	\$4,232,000	\$0	\$0	\$4,232,000	\$0	\$0
Griffith	Reservoirs	1985	1.75 ML		N/A	570000	\$570,000	\$570,000	\$0	\$0	\$0	\$570,000	\$0
Griffith	Headworks (Raw water storage)	1985	1.75 ML		N/A	570000	\$570,000	\$570,000	\$0	\$570,000	\$0	\$0	\$0
Griffith	Headworks (Raw water storage)	2010				4082500	\$4,082,500	\$4,082,500	\$0	\$4,082,500	\$0	\$0	\$0
Griffith	Headworks (Raw water storage)	2010				116250	\$116,250	\$116,250	\$0	\$116,250	\$0	\$0	\$0
Griffith	Headworks (Raw water storage)	2010				0	\$0	\$0	\$0	\$0	\$0	\$0	\$0
						\$ 92,936,021	\$ 81,681,430	\$81,681,430	\$11,254,591	\$11,793,750	\$30,642,000	\$5,714,000	\$33,531,680



**Griffith City Council**  
**2012 DSP Background Document for Water Supply**

**30 Years Capital Works Program**

Table 2: GCC Water Supply Long Term Infrastructure Plan - Capital Works Programme July 2010

Project	Improved LOS	Growth	Renewals	Project Total	2010/11	2011/12	2012/13	2013/14	2014/15	2015/16	2016/17	2017/18	2018/19	2019/20	2020/21
<b>Griffith</b>															
Repaint/ Refurb Reservoirs 30MI (1986)	0%	0%	100%	825,000							575,000				
Repaint/ Refurb Reservoirs 14MI (1977)	0%	0%	100%	904,000					98,000	354,000					
Repaint/ Refurbish Reservoirs 9MI (1949)	0%	0%	100%	623,000								267,000			89,000
Refurb Reservoir( Scenic Hill) -Raw Water	50%	0%	50%	250,000										250,000	
Upsizing of Griffith W.T.P (15MI)	0%	100%	0%	9,000,000											
Upgrade (Elec/Mech/civil) Griffith W.T.P	60%	0%	40%	1,904,000	280,000	34,000	100,000	100,000	100,000	50,000	250,000	20,000	20,000	20,000	50,000
Pressure Zoning/ District Metering	100%	0%	0%	1,320,000	660,000	660,000									
New 14 ML Storage (Scenic Hill)	0%	100%	0%	2,500,000								250,000	2,250,000		
Scada/Telemetry	10%	70%	20%	450,000	40,000	10,000	10,000	10,000	10,000	50,000	10,000	10,000	10,000	10,000	10,000
Trunk Main Ext- Stage 1	0%	100%	0%	4,057,000	212,000	720,000	440,000	500,000	550,000	390,000	280,000	500,000			465,000
Trunk Main Ext- Stage 2	0%	100%	0%	3,772,000									340,000	718,000	600,000
Trunk Main Ext- Stage 3	0%	100%	0%	4,190,000									315,000		
New Water Meters/ RPZ's(inc Install)	0%	100%	0%	1,850,000	110,000	60,000	60,000	60,000	60,000	60,000	60,000	60,000	60,000	60,000	60,000
<b>Yenda</b>															
Upgrade (Elec/Mech) Yenda W.T.P	25%	0%	75%	380,000		10,000					30,000				
Repaint/ Refurb Storage Reservoirs 2x Yenda	0%	0%	100%	357,000											
Membrane Replacement	0%	0%	100%	330,000							110,000				
<b>Renewals</b>															
Raw Mains Replacement (4M)	0%	0%	100%	315,000	219,000		96,000								
Raw Mains Replacement (4H)	0%	0%	100%	71,000			71,000								
Raw Mains Replacement (3M)	0%	0%	100%	474,000							100,000	100,000	100,000	100,000	74,000
Raw Mains Replacement (3H)	0%	0%	100%	1,720,000											
Potable Mains Renewals (4M)	0%	0%	100%	206,000		206,000									
Potable Mains Renewals (4H)	0%	0%	100%	500,000		100,000	400,000								
Potable Mains Renewals (3M)	0%	0%	100%	400,000				400,000							
Potable Mains Renewals (3H)	0%	0%	100%	6,426,000					300,000	300,000	400,000	500,000	300,000	300,000	326,000
Potable /Raw Mains Renewals General(2M-2H)	0%	0%	100%	3,600,000											
Water Meter/ RPZ's Renewals	0%	0%	100%	2,105,000	75,000	70,000	70,000	70,000	70,000	70,000	70,000	70,000	70,000	70,000	70,000
Raw Water Pump Stations(inc Hayes Lease)	0%	0%	100%	200,000											100,000
<b>Extensions</b>															
New Mains ( Potable)	0%	100%	0%	2,800,000		100,000	100,000	100,000	100,000		100,000	100,000	100,000	100,000	100,000
New Mains ( Raw)	0%	100%	0%	40,000			40,000								
<b>Discretionary</b>															
Various	90%	10%	0%	2,900,000		100,000	100,000	100,000	100,000	100,000	100,000	100,000	100,000	100,000	100,000
<b>Miscellaneous</b>															
Replace Elec/ Mech Equip P/Stations	100%	0%	0%	500,000		200,000				100,000					
Salaries Capitalised	20%	50%	30%	85,000	85,000										
Plant and Equipment	5%	0%	95%	5,209,000	349,000	194,000	108,000	182,000	105,000	290,000	108,000	210,000	63,000	150,000	150,000
Sundry Tools	100%	0%	0%	307,000	17,000	10,000	10,000	10,000	10,000	10,000	10,000	10,000	10,000	10,000	10,000
Miscellaneous	20%	30%	50%	1,305,000	30,000	40,000	40,000	40,000	40,000	40,000	40,000	45,000	45,000	45,000	45,000
<b>Total</b>				<b>61,875,000</b>	<b>2,077,000</b>	<b>2,514,000</b>	<b>1,645,000</b>	<b>1,572,000</b>	<b>1,543,000</b>	<b>1,814,000</b>	<b>2,243,000</b>	<b>2,242,000</b>	<b>3,783,000</b>	<b>1,933,000</b>	<b>2,249,000</b>

\$'000

Total Improved LOS	\$ 6,683	889	1,002	174	178	174	258	272	133	125	255	148
Total Growth Works	\$ 29,248	402	909	669	689	739	507	469	941	3,096	909	1,256
Total Renewals	\$ 25,944	786	603	802	705	630	1,050	1,502	1,169	562	770	846



**Griffith City Council**  
2012 DSP Background Document for Water Supply

**30 Years Capital Works Program**

2021/22	2022/23	2023/24	2024/25	2025/26	2026/27	2027/28	2028/29	2029/30	2030/31	2031/32	2032/33	2033/34	2034/35	2035/36	2036/37	2037/38	2038/39	2039/40
														250,000				
													98,000	354,000				
																267,000		
		5,000,000	4,000,000															
100,000	100,000			50,000	10,000	10,000	10,000	10,000	100,000	250,000	20,000	20,000	20,000	20,000	100,000	20,000	20,000	20,000
10,000	10,000	10,000	10,000	50,000	10,000	10,000	10,000	10,000	10,000	10,000	10,000	10,000	10,000	50,000	10,000	10,000	10,000	10,000
780,000	284,000	1,050,000																
	320,000					833,000	711,000	383,000	800,000	828,000								
60,000	60,000	60,000	60,000	60,000	60,000	60,000	60,000	60,000	60,000	60,000	60,000	60,000	60,000	60,000	60,000	60,000	60,000	60,000
130,000					30,000					150,000					30,000			
						217,000					140,000							
				110,000										110,000				
					100,000	200,000	200,000	200,000	200,000	200,000	200,000	200,000	220,000					
400,000	400,000	400,000	400,000	400,000	400,000	400,000	400,000	400,000	400,000									
										400,000	400,000	400,000	400,000	400,000	400,000	400,000	400,000	400,000
70,000	70,000	70,000	70,000	70,000	70,000	70,000	70,000	70,000	70,000	70,000	70,000	70,000	70,000	70,000	70,000	70,000	70,000	70,000
								100,000										
100,000	100,000	100,000	100,000	100,000	100,000	100,000	100,000	100,000	100,000	100,000	100,000	100,000	100,000	100,000	100,000	100,000	100,000	100,000
100,000	100,000	100,000	100,000	100,000	100,000	100,000	100,000	100,000	100,000	100,000	100,000	100,000	100,000	100,000	100,000	100,000	100,000	100,000
					100,000									100,000				
150,000	150,000	150,000	150,000	150,000	150,000	150,000	150,000	150,000	150,000	200,000	200,000	200,000	200,000	200,000	200,000	200,000	200,000	200,000
10,000	10,000	10,000	10,000	10,000	10,000	10,000	10,000	10,000	10,000	10,000	10,000	10,000	10,000	10,000	10,000	10,000	10,000	10,000
45,000	45,000	45,000	45,000	45,000	45,000	45,000	45,000	45,000	45,000	45,000	45,000	45,000	45,000	45,000	45,000	45,000	45,000	45,000
1,955,000	1,649,000	6,995,000	4,945,000	1,245,000	1,918,000	2,083,000	1,538,000	2,055,000	2,073,000	1,595,000	1,355,000	1,215,000	1,333,000	1,869,000	1,125,000	1,282,000	1,015,000	1,015,000
210	178	118	118	252	131	124	124	124	178	308	132	132	132	236	188	132	132	132
971	795	6,241	4,191	219	1,024	902	574	991	1,019	191	191	191	191	219	191	191	191	191
775	677	637	637	775	764	1,058	841	941	877	1,097	1,033	893	1,011	1,415	747	960	693	693



## Griffith City Council

## 2012 DSP Background Document for Water Supply

Table 3: GCC Water Supply Assets Capacities

Component	Existing Capacity (Native Units)		Future Capacity (increase)	Total Future Capacity	Conversion	Capacity of Assets in 30 years (ET)	Notes
<b>Griffith</b>							
Treatment Plant	63	ML/d	15	78	4 KL/ET/d	19,500	2025 - 15 ML/d WTP augmentation
Reservoirs	53	ML	14	67	4 KL/ET/d	16,750	2018/19 new storage in Scenic Hill
<b>Yenda</b>							
Treatment Plant	2.5	ML/d	0	2.5	2.8 KL/ET/d	893	
Reservoirs	1.8	ML	0	1.8	2.8 KL/ET/d	625	
<b>Total Treatment Plants Capacity</b>							
						20,393	
<b>Total Reservoir Capacity</b>							
						17,375	

## Notes:

The capacity of Griffith WTP and service reservoirs is calculated assuming a peak daily demand of 4,000 L/day per tenement.

The capacity of Yenda WTP and potable service reservoir is calculated assuming a peak daily demand of 2,800 L/day per tenement.



**Griffith City Council**  
**2012 DSP Background Document for Water Supply**

# Capital Charge Calculation

Return on Investment Factor Approach		
ROI Before	1996	3%
ROI after		7%
Cap	30	years
Planning horizon	2040	

Table 4: GCC Water Supply Capital Charges Calculations

Asset	Year of Commissioning	Capital Cost (\$'000)	Base Year for PV	CRC 2010	ROI %	Yrs to full take-up	ROI Factor	Capital Charge + ROI (09/10)	Capacity (ETs)	Capital Charge/ ET (09/10)
<b>GRIFFITH</b>										

**Headworks (Raw water storage)**

<b>Existing (pre 1996)</b>										
Assets commissioned in 1970	1970	\$0	2010	\$0	3%	30	1.5	\$0		
Assets commissioned in 1971	1971	\$0	2010	\$0	3%	30	1.5	\$0		
Assets commissioned in 1972	1972	\$0	2010	\$0	3%	30	1.5	\$0		
Assets commissioned in 1973	1973	\$0	2010	\$0	3%	30	1.5	\$0		
Assets commissioned in 1974	1974	\$0	2010	\$0	3%	30	1.5	\$0		
Assets commissioned in 1975	1975	\$0	2010	\$0	3%	30	1.5	\$0		
Assets commissioned in 1976	1976	\$7,025,000	2010	\$7,025,000	3%	30	1.5	\$10,439,135		
Assets commissioned in 1977	1977	\$0	2010	\$0	3%	30	1.5	\$0		
Assets commissioned in 1978	1978	\$0	2010	\$0	3%	30	1.5	\$0		
Assets commissioned in 1979	1979	\$0	2010	\$0	3%	30	1.5	\$0		
Assets commissioned in 1980	1980	\$0	2010	\$0	3%	30	1.5	\$0		
Assets commissioned in 1981	1981	\$0	2010	\$0	3%	30	1.5	\$0		
Assets commissioned in 1982	1982	\$0	2010	\$0	3%	30	1.5	\$0		
Assets commissioned in 1983	1983	\$0	2010	\$0	3%	30	1.5	\$0		
Assets commissioned in 1984	1984	\$0	2010	\$0	3%	30	1.5	\$0		
Assets commissioned in 1985	1985	\$570,000	2010	\$570,000	3%	30	1.5	\$847,019		
Assets commissioned in 1986	1986	\$0	2010	\$0	3%	30	1.5	\$0		
Assets commissioned in 1987	1987	\$0	2010	\$0	3%	30	1.5	\$0		
Assets commissioned in 1988	1988	\$0	2010	\$0	3%	30	1.5	\$0		
Assets commissioned in 1989	1989	\$0	2010	\$0	3%	30	1.5	\$0		
Assets commissioned in 1990	1990	\$0	2010	\$0	3%	30	1.5	\$0		



# Griffith City Council

## 2012 DSP Background Document for Water Supply

## Capital Charge Calculation

Asset	Year of Commissioning	Capital Cost (\$'000)	Base Year for PV	CRC 2010	ROI %	Yrs to full take-up	ROI Factor	Capital Charge + ROI (09/10)	Capacity (ETs)	Capital Charge/ ET (09/10)
Assets commissioned in 1991	1991	\$0	2010	\$0	3%	30	1.5	\$0		
Assets commissioned in 1992	1992	\$0	2010	\$0	3%	30	1.5	\$0		
Assets commissioned in 1993	1993	\$0	2010	\$0	3%	30	1.5	\$0		
Assets commissioned in 1994	1994	\$0	2010	\$0	3%	30	1.5	\$0		
Assets commissioned in 1995	1995	\$0	2010	\$0	3%	30	1.5	\$0		
		<b>\$7,595,000</b>						<b>\$11,286,154</b>		
<b>Existing (post 1996)</b>										
Assets commissioned in 1996	1996	\$0	2010	\$0	7%	30	2.3	\$0		
Assets commissioned in 1997	1997	\$0	2010	\$0	7%	30	2.3	\$0		
Assets commissioned in 1998	1998	\$0	2010	\$0	7%	30	2.3	\$0		
Assets commissioned in 1999	1999	\$0	2010	\$0	7%	30	2.3	\$0		
Assets commissioned in 2000	2000	\$0	2010	\$0	7%	30	2.3	\$0		
Assets commissioned in 2001	2001	\$0	2010	\$0	7%	30	2.3	\$0		
Assets commissioned in 2002	2002	\$0	2010	\$0	7%	30	2.3	\$0		
Assets commissioned in 2003	2003	\$0	2010	\$0	7%	30	2.3	\$0		
Assets commissioned in 2004	2004	\$0	2010	\$0	7%	30	2.3	\$0		
Assets commissioned in 2005	2005	\$0	2010	\$0	7%	30	2.3	\$0		
Assets commissioned in 2006	2006	\$0	2010	\$0	7%	30	2.3	\$0		
Assets commissioned in 2007	2007	\$0	2010	\$0	7%	30	2.3	\$0		
Assets commissioned in 2008	2008	\$0	2010	\$0	7%	30	2.3	\$0		
Assets commissioned in 2009	2009	\$0	2010	\$0	7%	30	2.3	\$0		
Assets commissioned in 2010	2010	\$4,198,750	2010	\$4,198,750	7%	30	2.3	\$9,486,790		
		<b>\$4,198,750</b>						<b>\$9,486,790</b>		
<b>Future</b>										
Assets planed for 2011	2010	\$0	2010	\$0	7%	30	2.3	\$0		
Assets planed for 2012	2011	\$0	2010	\$0	7%	29	2.2	\$0		
Assets planed for 2013	2012	\$0	2010	\$0	7%	28	2.2	\$0		
Assets planed for 2014	2013	\$0	2010	\$0	7%	27	2.1	\$0		
Assets planed for 2015	2014	\$0	2010	\$0	7%	26	2.1	\$0		
Assets planed for 2016	2015	\$0	2010	\$0	7%	25	2.0	\$0		
Assets planed for 2017	2016	\$0	2010	\$0	7%	24	2.0	\$0		
Assets planed for 2018	2017	\$0	2010	\$0	7%	23	1.9	\$0		



Griffith City Council

## 2012 DSP Background Document for Water Supply

# Capital Charge Calculation

Asset	Year of Commissioning	Capital Cost (\$'000)	Base Year for PV	CRC 2010	ROI %	Yrs to full take-up	ROI Factor	Capital Charge + ROI (09/10)	Capacity (ETs)	Capital Charge/ ET (09/10)
Assets planed for 2019	2018	\$0	2010	\$0	7%	22	1.9	\$0		
Assets planed for 2020	2019	\$0	2010	\$0	7%	21	1.8	\$0		
Assets planed for 2021	2020	\$0	2010	\$0	7%	20	1.8	\$0		
Assets planed for 2022	2021	\$0	2010	\$0	7%	19	1.7	\$0		
Assets planed for 2023	2022	\$0	2010	\$0	7%	18	1.7	\$0		
Assets planed for 2024	2023	\$0	2010	\$0	7%	17	1.6	\$0		
Assets planed for 2025	2024	\$0	2010	\$0	7%	16	1.6	\$0		
Assets planed for 2026	2025	\$0	2010	\$0	7%	15	1.5	\$0		
Assets planed for 2027	2026	\$0	2010	\$0	7%	14	1.5	\$0		
Assets planed for 2028	2027	\$0	2010	\$0	7%	13	1.5	\$0		
Assets planed for 2029	2028	\$0	2010	\$0	7%	12	1.4	\$0		
Assets planed for 2030	2029	\$0	2010	\$0	7%	11	1.4	\$0		
Assets planed for 2031	2030	\$0	2010	\$0	7%	10	1.3	\$0		
Assets planed for 2032	2031	\$0	2010	\$0	7%	9	1.3	\$0		
Assets planed for 2033	2032	\$0	2010	\$0	7%	8	1.3	\$0		
Assets planed for 2034	2033	\$0	2010	\$0	7%	7	1.2	\$0		
Assets planed for 2035	2034	\$0	2010	\$0	7%	6	1.2	\$0		
Assets planed for 2036	2035	\$0	2010	\$0	7%	5	1.1	\$0		
Assets planed for 2037	2036	\$0	2010	\$0	7%	4	1.1	\$0		
Assets planed for 2038	2037	\$0	2010	\$0	7%	3	1.1	\$0		
Assets planed for 2039	2038	\$0	2010	\$0	7%	2	1.0	\$0		
Assets planed for 2040	2039	\$0	2010	\$0	7%	1	1.0	\$0		
		\$0						\$0		
<b>TOTAL GRIFFITH HEADWORKS CAPITAL CHARGE</b>								<b>\$20,772,943</b>	<b>20,393</b>	<b>\$1,019</b>

### Water Treatment Plant

#### Existing (pre 1996)

Assets commissioned in 1970	1970	\$0	2010	\$0	3%	30	1.5	\$0
Assets commissioned in 1971	1971	\$0	2010	\$0	3%	30	1.5	\$0
Assets commissioned in 1972	1972	\$0	2010	\$0	3%	30	1.5	\$0
Assets commissioned in 1973	1973	\$0	2010	\$0	3%	30	1.5	\$0
Assets commissioned in 1974	1974	\$0	2010	\$0	3%	30	1.5	\$0



# Griffith City Council

## 2012 DSP Background Document for Water Supply

## Capital Charge Calculation

Asset	Year of Commissioning	Capital Cost (\$'000)	Base Year for PV	CRC 2010	ROI %	Yrs to full take-up	ROI Factor	Capital Charge + ROI (09/10)	Capacity (ETs)	Capital Charge/ ET (09/10)
Assets commissioned in 1975	1975	\$0	2010	\$0	3%	30	1.5	\$0		
Assets commissioned in 1976	1976	\$0	2010	\$0	3%	30	1.5	\$0		
Assets commissioned in 1977	1977	\$0	2010	\$0	3%	30	1.5	\$0		
Assets commissioned in 1978	1978	\$0	2010	\$0	3%	30	1.5	\$0		
Assets commissioned in 1979	1979	\$0	2010	\$0	3%	30	1.5	\$0		
Assets commissioned in 1980	1980	\$0	2010	\$0	3%	30	1.5	\$0		
Assets commissioned in 1981	1981	\$0	2010	\$0	3%	30	1.5	\$0		
Assets commissioned in 1982	1982	\$0	2010	\$0	3%	30	1.5	\$0		
Assets commissioned in 1983	1983	\$0	2010	\$0	3%	30	1.5	\$0		
Assets commissioned in 1984	1984	\$0	2010	\$0	3%	30	1.5	\$0		
Assets commissioned in 1985	1985	\$0	2010	\$0	3%	30	1.5	\$0		
Assets commissioned in 1986	1986	\$0	2010	\$0	3%	30	1.5	\$0		
Assets commissioned in 1987	1987	\$0	2010	\$0	3%	30	1.5	\$0		
Assets commissioned in 1988	1988	\$26,410,000	2010	\$26,410,000	3%	30	1.5	\$39,245,203		
Assets commissioned in 1989	1989	\$0	2010	\$0	3%	30	1.5	\$0		
Assets commissioned in 1990	1990	\$0	2010	\$0	3%	30	1.5	\$0		
Assets commissioned in 1991	1991	\$0	2010	\$0	3%	30	1.5	\$0		
Assets commissioned in 1992	1992	\$0	2010	\$0	3%	30	1.5	\$0		
Assets commissioned in 1993	1993	\$0	2010	\$0	3%	30	1.5	\$0		
Assets commissioned in 1994	1994	\$0	2010	\$0	3%	30	1.5	\$0		
Assets commissioned in 1995	1995	\$0	2010	\$0	3%	30	1.5	\$0		
		<b>\$26,410,000</b>						<b>\$39,245,203</b>		
<b>Existing (post 1996)</b>										
Assets commissioned in 1996	1996	\$0	2010	\$0	7%	30	2.3	\$0		
Assets commissioned in 1997	1997	\$0	2010	\$0	7%	30	2.3	\$0		
Assets commissioned in 1998	1998	\$0	2010	\$0	7%	30	2.3	\$0		
Assets commissioned in 1999	1999	\$0	2010	\$0	7%	30	2.3	\$0		
Assets commissioned in 2000	2000	\$0	2010	\$0	7%	30	2.3	\$0		
Assets commissioned in 2001	2001	\$0	2010	\$0	7%	30	2.3	\$0		
Assets commissioned in 2002	2002	\$4,232,000	2010	\$4,232,000	7%	30	2.3	\$9,561,916		
Assets commissioned in 2003	2003	\$0	2010	\$0	7%	30	2.3	\$0		
Assets commissioned in 2004	2004	\$0	2010	\$0	7%	30	2.3	\$0		



Griffith City Council

## 2012 DSP Background Document for Water Supply

# Capital Charge Calculation

Asset	Year of Commissioning	Capital Cost (\$'000)	Base Year for PV	CRC 2010	ROI %	Yrs to full take-up	ROI Factor	Capital Charge + ROI (09/10)	Capacity (ETs)	Capital Charge/ ET (09/10)
Assets commissioned in 2005	2005	\$0	2010	\$0	7%	30	2.3	\$0		
Assets commissioned in 2006	2006	\$0	2010	\$0	7%	30	2.3	\$0		
Assets commissioned in 2007	2007	\$0	2010	\$0	7%	30	2.3	\$0		
Assets commissioned in 2008	2008	\$0	2010	\$0	7%	30	2.3	\$0		
Assets commissioned in 2009	2009	\$0	2010	\$0	7%	30	2.3	\$0		
Assets commissioned in 2010	2010	\$0	2010	\$0	7%	30	2.3	\$0		
		<b>\$4,232,000</b>						<b>\$9,561,916</b>		
<b>Future</b>										
Assets planed for 2010	2010	\$79,500	2010	\$79,500	7%	30	2.3	\$179,625		
Assets planed for 2011	2011	\$19,000	2010	\$17,757	7%	29	2.2	\$39,198		
Assets planed for 2012	2012	\$19,000	2010	\$16,595	7%	28	2.2	\$35,780		
Assets planed for 2013	2013	\$19,000	2010	\$15,510	7%	27	2.1	\$32,650		
Assets planed for 2014	2014	\$19,000	2010	\$14,495	7%	26	2.1	\$29,784		
Assets planed for 2015	2015	\$47,000	2010	\$33,510	7%	25	2.0	\$67,186		
Assets planed for 2016	2016	\$19,000	2010	\$12,661	7%	24	2.0	\$24,759		
Assets planed for 2017	2017	\$20,500	2010	\$12,766	7%	23	1.9	\$24,345		
Assets planed for 2018	2018	\$20,500	2010	\$11,931	7%	22	1.9	\$22,178		
Assets planed for 2019	2019	\$20,500	2010	\$11,151	7%	21	1.8	\$20,197		
Assets planed for 2020	2020	\$20,500	2010	\$10,421	7%	20	1.8	\$18,387		
Assets planed for 2021	2021	\$20,500	2010	\$9,739	7%	19	1.7	\$16,733		
Assets planed for 2022	2022	\$20,500	2010	\$9,102	7%	18	1.7	\$15,222		
Assets planed for 2023	2023	\$5,020,500	2010	\$2,083,329	7%	17	1.6	\$3,390,235		
Assets planed for 2024	2024	\$4,020,500	2010	\$1,559,219	7%	16	1.6	\$2,468,116		
Assets planed for 2025	2025	\$48,500	2010	\$17,579	7%	15	1.5	\$27,057		
Assets planed for 2026	2026	\$20,500	2010	\$6,944	7%	14	1.5	\$10,389		
Assets planed for 2027	2027	\$20,500	2010	\$6,490	7%	13	1.5	\$9,434		
Assets planed for 2028	2028	\$20,500	2010	\$6,065	7%	12	1.4	\$8,564		
Assets planed for 2029	2029	\$20,500	2010	\$5,668	7%	11	1.4	\$7,771		
Assets planed for 2030	2030	\$20,500	2010	\$5,298	7%	10	1.3	\$7,049		
Assets planed for 2031	2031	\$20,500	2010	\$4,951	7%	9	1.3	\$6,392		
Assets planed for 2032	2032	\$20,500	2010	\$4,627	7%	8	1.3	\$5,794		
Assets planed for 2033	2033	\$20,500	2010	\$4,324	7%	7	1.2	\$5,249		



# Griffith City Council

## 2012 DSP Background Document for Water Supply

## Capital Charge Calculation

Asset	Year of Commissioning	Capital Cost (\$'000)	Base Year for PV	CRC 2010	ROI %	Yrs to full take-up	ROI Factor	Capital Charge + ROI (09/10)	Capacity (ETs)	Capital Charge/ ET (09/10)
Assets planned for 2034	2034	\$20,500	2010	\$4,042	7%	6	1.2	\$4,755		
Assets planned for 2035	2035	\$48,500	2010	\$8,936	7%	5	1.1	\$10,184		
Assets planned for 2036	2036	\$20,500	2010	\$3,530	7%	4	1.1	\$3,896		
Assets planned for 2037	2037	\$20,500	2010	\$3,299	7%	3	1.1	\$3,525		
Assets planned for 2038	2038	\$20,500	2010	\$3,083	7%	2	1.0	\$3,188		
Assets planned for 2039	2039	\$20,500	2010	\$2,882	7%	1	1.0	\$2,882		
		<b>\$9,749,000</b>						<b>\$6,497,640</b>		
<b>TOTAL GRIFFITH TREATMENT PLANT CAPITAL CHARGE</b>								<b>\$55,304,759</b>	<b>20,393</b>	<b>\$2,712</b>

### Reservoirs

#### Existing (pre 1996)

Assets commissioned in 1970	1970	\$0	2010	\$0	3%	30	1.5	\$0
Assets commissioned in 1971	1971	\$0	2010	\$0	3%	30	1.5	\$0
Assets commissioned in 1972	1972	\$0	2010	\$0	3%	30	1.5	\$0
Assets commissioned in 1973	1973	\$0	2010	\$0	3%	30	1.5	\$0
Assets commissioned in 1974	1974	\$0	2010	\$0	3%	30	1.5	\$0
Assets commissioned in 1975	1975	\$0	2010	\$0	3%	30	1.5	\$0
Assets commissioned in 1976	1976	\$0	2010	\$0	3%	30	1.5	\$0
Assets commissioned in 1977	1977	\$1,877,000	2010	\$1,877,000	3%	30	1.5	\$2,789,218
Assets commissioned in 1978	1978	\$0	2010	\$0	3%	30	1.5	\$0
Assets commissioned in 1979	1979	\$0	2010	\$0	3%	30	1.5	\$0
Assets commissioned in 1980	1980	\$0	2010	\$0	3%	30	1.5	\$0
Assets commissioned in 1981	1981	\$0	2010	\$0	3%	30	1.5	\$0
Assets commissioned in 1982	1982	\$0	2010	\$0	3%	30	1.5	\$0
Assets commissioned in 1983	1983	\$0	2010	\$0	3%	30	1.5	\$0
Assets commissioned in 1984	1984	\$0	2010	\$0	3%	30	1.5	\$0
Assets commissioned in 1985	1985	\$570,000	2010	\$570,000	3%	30	1.5	\$847,019
Assets commissioned in 1986	1986	\$3,267,000	2010	\$3,267,000	3%	30	1.5	\$4,854,755
Assets commissioned in 1987	1987	\$0	2010	\$0	3%	30	1.5	\$0
Assets commissioned in 1988	1988	\$0	2010	\$0	3%	30	1.5	\$0
Assets commissioned in 1989	1989	\$0	2010	\$0	3%	30	1.5	\$0
Assets commissioned in 1990	1990	\$0	2010	\$0	3%	30	1.5	\$0



# Griffith City Council

## 2012 DSP Background Document for Water Supply

## Capital Charge Calculation

Asset	Year of Commissioning	Capital Cost (\$'000)	Base Year for PV	CRC 2010	ROI %	Yrs to full take-up	ROI Factor	Capital Charge + ROI (09/10)	Capacity (ETs)	Capital Charge/ ET (09/10)
Assets commissioned in 1991	1991	\$0	2010	\$0	3%	30	1.5	\$0		
Assets commissioned in 1992	1992	\$0	2010	\$0	3%	30	1.5	\$0		
Assets commissioned in 1993	1993	\$0	2010	\$0	3%	30	1.5	\$0		
Assets commissioned in 1994	1994	\$0	2010	\$0	3%	30	1.5	\$0		
Assets commissioned in 1995	1995	\$0	2010	\$0	3%	30	1.5	\$0		
		<b>\$5,714,000</b>						<b>\$8,490,992</b>		
<b>Existing (post 1996)</b>										
Assets commissioned in 1996	1996	\$0	2010	\$0	7%	30	2.3	\$0		
Assets commissioned in 1997	1997	\$0	2010	\$0	7%	30	2.3	\$0		
Assets commissioned in 1998	1998	\$0	2010	\$0	7%	30	2.3	\$0		
Assets commissioned in 1999	1999	\$0	2010	\$0	7%	30	2.3	\$0		
Assets commissioned in 2000	2000	\$0	2010	\$0	7%	30	2.3	\$0		
Assets commissioned in 2001	2001	\$0	2010	\$0	7%	30	2.3	\$0		
Assets commissioned in 2002	2002	\$0	2010	\$0	7%	30	2.3	\$0		
Assets commissioned in 2003	2003	\$0	2010	\$0	7%	30	2.3	\$0		
Assets commissioned in 2004	2004	\$0	2010	\$0	7%	30	2.3	\$0		
Assets commissioned in 2005	2005	\$0	2010	\$0	7%	30	2.3	\$0		
Assets commissioned in 2006	2006	\$0	2010	\$0	7%	30	2.3	\$0		
Assets commissioned in 2007	2007	\$0	2010	\$0	7%	30	2.3	\$0		
Assets commissioned in 2008	2008	\$0	2010	\$0	7%	30	2.3	\$0		
Assets commissioned in 2009	2009	\$0	2010	\$0	7%	30	2.3	\$0		
Assets commissioned in 2010	2010	\$0	2010	\$0	7%	30	2.3	\$0		
		<b>\$0</b>						<b>\$0</b>		
<b>Future</b>										
Assets planed in 2010	2010	\$0	2010	\$0	7%	30	2.3	\$0		
Assets planed in 2011	2011	\$0	2010	\$0	7%	29	2.2	\$0		
Assets planed in 2012	2012	\$0	2010	\$0	7%	28	2.2	\$0		
Assets planed in 2013	2013	\$0	2010	\$0	7%	27	2.1	\$0		
Assets planed in 2014	2014	\$0	2010	\$0	7%	26	2.1	\$0		
Assets planed in 2015	2015	\$0	2010	\$0	7%	25	2.0	\$0		
Assets planed in 2016	2016	\$0	2010	\$0	7%	24	2.0	\$0		
Assets planed in 2017	2017	\$250,000	2010	\$155,687	7%	23	1.9	\$296,886		



# Griffith City Council

## 2012 DSP Background Document for Water Supply

## Capital Charge Calculation

Asset	Year of Commissioning	Capital Cost (\$'000)	Base Year for PV	CRC 2010	ROI %	Yrs to full take-up	ROI Factor	Capital Charge + ROI (09/10)	Capacity (ETs)	Capital Charge/ ET (09/10)
Assets planed in 2018	2018	\$2,250,000	2010	\$1,309,520	7%	22	1.9	\$2,434,150		
Assets planed in 2019	2019	\$0	2010	\$0	7%	21	1.8	\$0		
Assets planed in 2020	2020	\$0	2010	\$0	7%	20	1.8	\$0		
Assets planed in 2021	2021	\$0	2010	\$0	7%	19	1.7	\$0		
Assets planed in 2022	2022	\$0	2010	\$0	7%	18	1.7	\$0		
Assets planed in 2023	2023	\$0	2010	\$0	7%	17	1.6	\$0		
Assets planed in 2024	2024	\$0	2010	\$0	7%	16	1.6	\$0		
Assets planed in 2025	2025	\$0	2010	\$0	7%	15	1.5	\$0		
Assets planed in 2026	2026	\$0	2010	\$0	7%	14	1.5	\$0		
Assets planed in 2027	2027	\$0	2010	\$0	7%	13	1.5	\$0		
Assets planed in 2028	2028	\$0	2010	\$0	7%	12	1.4	\$0		
Assets planed in 2029	2029	\$0	2010	\$0	7%	11	1.4	\$0		
Assets planed in 2030	2030	\$0	2010	\$0	7%	10	1.3	\$0		
Assets planed in 2031	2031	\$0	2010	\$0	7%	9	1.3	\$0		
Assets planed in 2032	2032	\$0	2010	\$0	7%	8	1.3	\$0		
Assets planed in 2033	2033	\$0	2010	\$0	7%	7	1.2	\$0		
Assets planed in 2034	2034	\$0	2010	\$0	7%	6	1.2	\$0		
Assets planed in 2035	2035	\$0	2010	\$0	7%	5	1.1	\$0		
Assets planed in 2036	2036	\$0	2010	\$0	7%	4	1.1	\$0		
Assets planed in 2037	2037	\$0	2010	\$0	7%	3	1.1	\$0		
Assets planed in 2038	2038	\$0	2010	\$0	7%	2	1.0	\$0		
Assets planed in 2039	2039	\$0	2010	\$0	7%	1	1.0	\$0		
		<b>\$2,500,000</b>						<b>\$2,731,036</b>		
<b>TOTAL GRIFFITH RESERVOIRS CAPITAL CHARGE</b>								<b>\$11,222,028</b>	<b>17,375</b>	<b>\$646</b>

### Trunk Mains (excluding reticulation)

<b>Existing (pre 1996)</b>										
Assets commissioned in 1970	1970	\$0	2010	\$0	3%	30	1.5	\$0		
Assets commissioned in 1971	1971	\$662,901	2010	\$662,901	3%	30	1.5	\$985,070		
Assets commissioned in 1972	1972	\$80,157	2010	\$80,157	3%	30	1.5	\$119,112		
Assets commissioned in 1973	1973	\$110,715	2010	\$110,715	3%	30	1.5	\$164,522		
Assets commissioned in 1974	1974	\$780,901	2010	\$780,901	3%	30	1.5	\$1,160,418		



## Griffith City Council

### 2012 DSP Background Document for Water Supply

# Capital Charge Calculation

Asset	Year of Commissioning	Capital Cost (\$'000)	Base Year for PV	CRC 2010	ROI %	Yrs to full take-up	ROI Factor	Capital Charge + ROI (09/10)	Capacity (ETs)	Capital Charge/ ET (09/10)
Assets commissioned in 1975	1975	\$649,583	2010	\$649,583	3%	30	1.5	\$965,279		
Assets commissioned in 1976	1976	\$4,640,125	2010	\$4,640,125	3%	30	1.5	\$6,895,215		
Assets commissioned in 1977	1977	\$53,341	2010	\$53,341	3%	30	1.5	\$79,264		
Assets commissioned in 1978	1978	\$66,475	2010	\$66,475	3%	30	1.5	\$98,782		
Assets commissioned in 1979	1979	\$563,018	2010	\$563,018	3%	30	1.5	\$836,644		
Assets commissioned in 1980	1980	\$559,151	2010	\$559,151	3%	30	1.5	\$830,898		
Assets commissioned in 1981	1981	\$169,806	2010	\$169,806	3%	30	1.5	\$252,331		
Assets commissioned in 1982	1982	\$853,039	2010	\$853,039	3%	30	1.5	\$1,267,614		
Assets commissioned in 1983	1983	\$1,031,501	2010	\$1,031,501	3%	30	1.5	\$1,532,808		
Assets commissioned in 1984	1984	\$528,952	2010	\$528,952	3%	30	1.5	\$786,021		
Assets commissioned in 1985	1985	\$1,069,484	2010	\$1,069,484	3%	30	1.5	\$1,589,251		
Assets commissioned in 1986	1986	\$6,080,475	2010	\$6,080,475	3%	30	1.5	\$9,035,573		
Assets commissioned in 1987	1987	\$441,564	2010	\$441,564	3%	30	1.5	\$656,163		
Assets commissioned in 1988	1988	\$54,451	2010	\$54,451	3%	30	1.5	\$80,913		
Assets commissioned in 1989	1989	\$558,585	2010	\$558,585	3%	30	1.5	\$830,056		
Assets commissioned in 1990	1990	\$1,250,500	2010	\$1,250,500	3%	30	1.5	\$1,858,240		
Assets commissioned in 1991	1991	\$202,540	2010	\$202,540	3%	30	1.5	\$300,974		
Assets commissioned in 1992	1992	\$904,935	2010	\$904,935	3%	30	1.5	\$1,344,731		
Assets commissioned in 1993	1993	\$224,101	2010	\$224,101	3%	30	1.5	\$333,014		
Assets commissioned in 1994	1994	\$983,925	2010	\$983,925	3%	30	1.5	\$1,462,110		
Assets commissioned in 1995	1995	\$429,703	2010	\$429,703	3%	30	1.5	\$638,538		
		<b>\$22,949,927</b>						<b>\$34,103,542</b>		
<b>Existing (post 1996)</b>										
Assets commissioned in 1996	1996	\$2,247,996	2010	\$2,247,996	7%	30	2.3	\$5,079,194		
Assets commissioned in 1997	1997	\$1,079,442	2010	\$1,079,442	7%	30	2.3	\$2,438,925		
Assets commissioned in 1998	1998	\$626,127	2010	\$626,127	7%	30	2.3	\$1,414,692		
Assets commissioned in 1999	1999	\$127,301	2010	\$127,301	7%	30	2.3	\$287,629		
Assets commissioned in 2000	2000	\$537,299	2010	\$537,299	7%	30	2.3	\$1,213,990		
Assets commissioned in 2001	2001	\$342,494	2010	\$342,494	7%	30	2.3	\$773,841		
Assets commissioned in 2002	2002	\$281,842	2010	\$281,842	7%	30	2.3	\$636,803		
Assets commissioned in 2003	2003	\$12,760	2010	\$12,760	7%	30	2.3	\$28,829		
Assets commissioned in 2004	2004	\$592,172	2010	\$592,172	7%	30	2.3	\$1,337,973		



# Griffith City Council

## 2012 DSP Background Document for Water Supply

## Capital Charge Calculation

Asset	Year of Commissioning	Capital Cost (\$'000)	Base Year for PV	CRC 2010	ROI %	Yrs to full take-up	ROI Factor	Capital Charge + ROI (09/10)	Capacity (ETs)	Capital Charge/ET (09/10)
Assets commissioned in 2005	2005	\$598,766	2010	\$598,766	7%	30	2.3	\$1,352,870		
Assets commissioned in 2006	2006	\$1,760,607	2010	\$1,760,607	7%	30	2.3	\$3,977,971		
Assets commissioned in 2007	2007	\$933,417	2010	\$933,417	7%	30	2.3	\$2,108,992		
Assets commissioned in 2008	2008	\$268,303	2010	\$268,303	7%	30	2.3	\$606,212		
Assets commissioned in 2009	2009	\$905,166	2010	\$905,166	7%	30	2.3	\$2,045,161		
Assets commissioned in 2010	2010	\$268,063	2010	\$268,063	7%	30	2.3	\$605,669		
		<b>\$10,581,753</b>						<b>\$23,908,751</b>		
<b>Future</b>										
Assets planned for 2010	2010	\$322,000	2010	\$322,000	7%	30	2.3	\$727,537		
Assets planned for 2011	2011	\$890,000	2010	\$831,776	7%	29	2.2	\$1,836,134		
Assets planned for 2012	2012	\$650,000	2010	\$567,735	7%	28	2.2	\$1,224,066		
Assets planned for 2013	2013	\$670,000	2010	\$546,920	7%	27	2.1	\$1,151,340		
Assets planned for 2014	2014	\$720,000	2010	\$549,285	7%	26	2.1	\$1,128,645		
Assets planned for 2015	2015	\$460,000	2010	\$327,974	7%	25	2.0	\$657,560		
Assets planned for 2016	2016	\$450,000	2010	\$299,854	7%	24	2.0	\$586,407		
Assets planned for 2017	2017	\$670,000	2010	\$417,242	7%	23	1.9	\$795,654		
Assets planned for 2018	2018	\$825,000	2010	\$480,158	7%	22	1.9	\$892,522		
Assets planned for 2019	2019	\$888,000	2010	\$483,013	7%	21	1.8	\$874,872		
Assets planned for 2020	2020	\$1,235,000	2010	\$627,811	7%	20	1.8	\$1,107,681		
Assets planned for 2021	2021	\$950,000	2010	\$451,338	7%	19	1.7	\$775,419		
Assets planned for 2022	2022	\$774,000	2010	\$343,665	7%	18	1.7	\$574,733		
Assets planned for 2023	2023	\$1,220,000	2010	\$506,257	7%	17	1.6	\$823,840		
Assets planned for 2024	2024	\$170,000	2010	\$65,929	7%	16	1.6	\$104,360		
Assets planned for 2025	2025	\$170,000	2010	\$61,616	7%	15	1.5	\$94,838		
Assets planned for 2026	2026	\$1,003,000	2010	\$339,751	7%	14	1.5	\$508,302		
Assets planned for 2027	2027	\$881,000	2010	\$278,902	7%	13	1.5	\$405,440		
Assets planned for 2028	2028	\$553,000	2010	\$163,613	7%	12	1.4	\$231,019		
Assets planned for 2029	2029	\$970,000	2010	\$268,213	7%	11	1.4	\$367,709		
Assets planned for 2030	2030	\$998,000	2010	\$257,902	7%	10	1.3	\$343,173		
Assets planned for 2031	2031	\$170,000	2010	\$41,057	7%	9	1.3	\$53,005		
Assets planned for 2032	2032	\$170,000	2010	\$38,371	7%	8	1.3	\$48,044		
Assets planned for 2033	2033	\$170,000	2010	\$35,861	7%	7	1.2	\$43,532		



# Griffith City Council

## 2012 DSP Background Document for Water Supply

## Capital Charge Calculation

Asset	Year of Commissioning	Capital Cost (\$'000)	Base Year for PV	CRC 2010	ROI %	Yrs to full take-up	ROI Factor	Capital Charge + ROI (09/10)	Capacity (ETs)	Capital Charge/ ET (09/10)
Assets planed for 2034	2034	\$170,000	2010	\$33,515	7%	6	1.2	\$39,428		
Assets planed for 2035	2035	\$170,000	2010	\$31,322	7%	5	1.1	\$35,697		
Assets planed in 2036	2036	\$170,000	2010	\$29,273	7%	4	1.1	\$32,308		
Assets planed in 2037	2037	\$170,000	2010	\$27,358	7%	3	1.1	\$29,229		
Assets planed in 2038	2038	\$170,000	2010	\$25,568	7%	2	1.0	\$26,433		
Assets planed in 2039	2039	\$170,000	2010	\$23,896	7%	1	1.0	\$23,896		
		<b>\$16,999,000</b>						<b>\$15,542,820</b>		
<b>TOTAL GRIFFITH TM and PS CAPITAL CHARGE</b>								<b>\$73,555,112</b>	<b>20,393</b>	<b>\$3,607</b>
<b>TOTAL ASSETS CAPITAL CHARGE</b>									<b>\$</b>	<b>7,983</b>

**Griffith City Council**  
**2012 DSP Background Document for Water Supply**

**Growth Projections**

**Notes:**

There are no backlog assessments to be added.

"Residential assessments" includes both pensioner and non-pensioner assessments.

Number of assessments in 2012 is from the 2011/12 Special Schedule No.3

	Aggregate conversion factor	The aggregate conversion factors are calculated by dividing the demand for the particular use by the demand for a standard residential assessment.
No. ETs per residential assessment	1.0	
No. ETs per non-residential assessment	3.7	

**Table 5: 30 years Growth Projections**

Fin Year ended	New Assessments in year			Assessments at end of year		ETs		
	Residential	Farms	Non- Residential	Residential	Non- residential	Residential	Non- residential	Total
2010				8123	1670	8123	6185	14308
2011				8144	1680	8144	6222	14366
2012	21	0	10	8165	1690	8165	6259	14424
2013	60	2	10	8225	1702	8225	6303	14528
2014	80	2	10	8305	1714	8305	6348	14653
2015	90	2	10	8395	1726	8395	6392	14787
2016	95	5	14	8490	1745	8490	6463	14953
2017	95	5	14	8584	1765	8584	6535	15119
2018	95	5	14	8679	1784	8679	6606	15285
2019	95	5	14	8773	1803	8773	6677	15451
2020	95	5	14	8868	1822	8868	6749	15617
2021	120	5	20	8988	1847	8988	6841	15829
2022	120	5	20	9108	1872	9108	6934	16042
2023	120	5	20	9228	1897	9228	7026	16254
2024	120	5	20	9348	1922	9348	7119	16467
2025	120	5	20	9468	1947	9468	7212	16680
2026	125	5	25	9593	1977	9593	7323	16916
2027	125	5	25	9718	2007	9718	7434	17152
2028	125	5	25	9843	2037	9843	7545	17388
2029	125	5	25	9968	2067	9968	7656	17624
2030	125	5	25	10093	2097	10093	7767	17860
2031	135	5	30	10228	2132	10228	7897	18125
2032	135	5	30	10363	2167	10363	8026	18389
2033	135	5	30	10498	2202	10498	8156	18654
2034	135	5	30	10633	2237	10633	8286	18919
2035	135	5	30	10768	2272	10768	8415	19183
2036	140	5	35	10908	2312	10908	8563	19471
2037	140	5	35	11048	2352	11048	8711	19759
2038	140	5	35	11188	2392	11188	8860	20048
2039	140	5	35	11328	2432	11328	9008	20336
2040	140	5	35	11468	2472	11468	9156	20624



# Developer Charge Calculation

Griffith City Council

## 2012 DSP Background Document for Water Supply

Sydney CPI June 2012

Table 6: GCC Water Supply Developer Charge Calculation

1.3%

Water Supply Serviced Area	Capital Charge (10/11\$)	Reduction Amount	Developer Charge (10/11 \$)	Developer Charge (13/14 \$)
Griffith	\$7,983	\$ 894	\$ 7,089	\$ 7,369

## Appendix C

### Reduction Amount

**Table Ater Supi - Calculation of Developer Charges using the NPV of Annual Charges Method**  
Based on Input Reduction Amounts of \$905 /ET (3rd iteration)

Griffith City Council

Year	Year No.	1	2	3	4	5	6	7	8	9	10	11	12	13	14	15	16	17	18	19	20
Year	2010/11	2011/12	2012/13	2013/14	2014/15	2015/16	2016/17	2017/18	2018/19	2019/20	2020/21	2021/22	2022/23	2023/24	2024/25	2025/26	2026/27	2027/28	2028/29	2029/30	
Developer Charges																					
Year 1	2010/11																				
Base Year	2010/11																				
Average Capital Charges per ET (2010/11\$)	7,983	7,983	7,983	7,983	7,983	7,983	7,983	7,983	7,983	7,983	7,983	7,983	7,983	7,983	7,983	7,983	7,983	7,983	7,983	7,983	7,983
Inflation from Base year to Year 1 (%)	0.00%																				
Capital Charges (2010/11\$)	7,980	7,980	7,980	7,980	7,980	7,980	7,980	7,980	7,980	7,980	7,980	7,980	7,980	7,980	7,980	7,980	7,980	7,980	7,980	7,980	7,980
Input Reduction Amounts (2010/11\$)	905	905	905	905	905	930	937	947	953	961	964	971	981	982	989	987	991	998	1,000	1,005	
Developer Charge per ET (2010/11\$)	7,080	7,080	7,080	7,080	7,080	7,050	7,040	7,030	7,030	7,020	7,020	7,010	7,000	7,000	6,990	6,990	6,990	6,980	6,980	6,980	
Developer Charges per assessment - Residential (2010/11\$)	7,080	7,080	7,080	7,080	7,080	7,050	7,040	7,030	7,030	7,020	7,020	7,010	7,000	7,000	6,990	6,990	6,990	6,980	6,980	6,980	
Developer Charges per assessment - Non-Residential (2010/11\$)	26,196	26,196	26,196	26,196	26,196	26,085	26,048	26,011	26,011	25,974	25,974	25,937	25,900	25,900	25,863	25,863	25,863	25,826	25,826	25,826	
Assessments & ETs																					
	2009/10	2010/11	2011/12	2012/13	2013/14	2014/15	2015/16	2016/17	2017/18	2018/19	2019/20	2020/21	2021/22	2022/23	2023/24	2024/25	2025/26	2026/27	2027/28	2028/29	2029/30
Residential Assessments at year end	8,621	8,705	8,792	8,880	8,969	9,059	9,150	9,242	9,334	9,427	9,521	9,616	9,712	9,809	9,907	10,006	10,106	10,207	10,309	10,412	10,516
Non Residential Assessments at year end	1,141	1,152	1,164	1,176	1,188	1,200	1,212	1,224	1,236	1,248	1,260	1,273	1,286	1,299	1,312	1,325	1,338	1,351	1,365	1,379	1,393
Backlog Assessments at year end	-	-	-	-	-	-	-	-	-	-	-	-	-	-	-	-	-	-	-	-	-
Total Assessments at year end	9,762	9,857	9,956	10,056	10,157	10,259	10,362	10,466	10,570	10,675	10,781	10,889	10,998	11,108	11,219	11,331	11,444	11,558	11,674	11,791	11,909
ET per Residential Assessment	1																				
ET per Non Residential Assessment	3.7																				
Total ETs	12,843	12,967	13,099	13,231	13,365	13,499	13,634	13,771	13,907	14,045	14,183	14,326	14,470	14,615	14,761	14,909	15,057	15,206	15,360	15,514	15,670
New ETs per year (excluding backlog)	-	125	131	132	133	134	135	136	136	137	138	143	144	145	146	147	148	149	154	155	156
Cumulative New ETs (excluding backlog)	-	125	256	389	522	656	792	928	1,065	1,202	1,340	1,483	1,628	1,773	1,919	2,066	2,214	2,363	2,517	2,672	2,827
PV (new ETs excluding backlog) 30 years @ 7% pa	-	1,870	1,889	1,903	1,916	1,929	1,943	1,956	1,968	1,982	1,996	2,009	2,019	2,028	2,036	2,045	2,052	2,059	2,066	2,068	2,069
Revenue and Expenditure																					
Rates & Charges Revenue, Trade Waste Charges, Other Sales and Charges, Pensioner Rebate Grant																					
Revenue (\$'000) (2010/11\$)	6,282	6,353	6,422	6,490	6,563	6,636	6,704	6,779	6,852	6,931	7,007	7,079	7,160	7,235	7,317	7,397	7,404	7,477	7,564	7,640	
OMA Expenditure (\$'000) (2010/11\$)	5,280	5,333	5,384	5,438	5,493	5,549	5,605	5,661	5,718	5,775	5,834	5,894	5,952	6,011	6,069	6,131	6,191	6,252	6,313	6,376	
Revenue less OMA Expenditure (\$'000)	1,002	1,020	1,038	1,052	1,070	1,087	1,099	1,118	1,134	1,156	1,173	1,185	1,208	1,224	1,248	1,266	1,213	1,225	1,251	1,264	
Revenue less OMA Expenditure for new ETs (\$'000)	10	20	30	41	52	63	74	86	97	109	121	133	147	159	173	186	189	201	215	228	
PV (Revenue less OMA Expenditure for new ETs) 30 years @ 7% pa (\$'000)	1,641	1,675	1,702	1,728	1,755	1,781	1,806	1,835	1,858	1,885	1,903	1,922	1,948	1,957	1,975	1,977	1,988	2,155	2,195	2,202	
Output (calculated) Reduction Amounts	878	887	894	902	910	917	923	932	938	944	947	952	961	961	966	963	965	1,043	1,061	1,064	
Average Calculated Reduction for a 5 yr Period	894	894	894	894	894	917	923	932	938	944	947	952	961	961	966	963	965	1,043	1,061	1,064	
% Difference Between the Input and Output	1%																				

Difference Less Than 2%, Calculation Complete

**Developer Charges for the first 5 years = \$7090 per ET in year 2010/11 \$**

General Notes:

- Approximately three iterations of the financial planning model are normally required until the Output Reduction Amount for the first 5 years is within 2% of the Input Reduction Amount.

21	22	23	24	25	26	27	28	29	30	31	32	33	34	35	36	37	38	39	40	41	42	43	44	45	46	47	48	49	50
2030/31	2031/32	2032/33	2033/34	2034/35	2035/36	2036/37	2037/38	2038/39	2039/40	2040/41	2041/42	2042/43	2043/44	2044/45	2045/46	2046/47	2047/48	2048/49	2049/50	2050/51	2051/52	2052/53	2053/54	2054/55	2055/56	2056/57	2057/58	2058/59	2059/60

7,983	7,983	7,983	7,983	7,983	7,983	7,983	7,983	7,983	7,983	7,983	7,983	7,983	7,983	7,983	7,983	7,983	7,983	7,983	7,983	7,983	7,983	7,983	7,983	7,983	7,983	7,983	7,983	7,983
7,980	7,980	7,980	7,980	7,980	7,980	7,980	7,980	7,983	7,983	7,983	7,983	7,983	7,983	7,983	7,983	7,983	7,983	7,983	7,983	7,983	7,983	7,983	7,983	7,983	7,983	7,983	7,983	7,983
1,004	981	1,070	1,066	1,048	1,033	1,007	967	932	951	961	961	961	961	961	961	961	961	961	961	961	961	961	961	961	961	961	961	961
6,980	7,000	6,910	6,910	6,930	6,950	6,970	7,020	7,050	7,030	7,020	7,020	7,020	7,020	7,020	7,020	7,020	7,020	7,020	7,020	7,020	7,020	7,020	7,020	7,020	7,020	7,020	7,020	7,020
6,980	7,000	6,910	6,910	6,930	6,950	6,970	7,020	7,050	7,030	7,020	7,020	7,020	7,020	7,020	7,020	7,020	7,020	7,020	7,020	7,020	7,020	7,020	7,020	7,020	7,020	7,020	7,020	7,020
25,826	25,900	25,567	25,567	25,641	25,715	25,789	25,974	26,085	26,011	25,974	25,974	25,974	25,974	25,974	25,974	25,974	25,974	25,974	25,974	25,974	25,974	25,974	25,974	25,974	25,974	25,974	25,974	25,974

2030/31	2031/32	2032/33	2033/34	2034/35	2035/36	2036/37	2037/38	2038/39	2039/40	2040/41	2041/42	2042/43	2043/44	2044/45	2045/46	2046/47	2047/48	2048/49	2049/50	2050/51	2051/52	2052/53	2053/54	2054/55	2055/56	2056/57	2057/58	2058/59	2059/60		
10,621	10,727	10,834	10,942	11,051	11,162	11,274	11,387	11,501	11,616	11,616	11,616	11,616	11,616	11,616	11,616	11,616	11,616	11,616	11,616	11,616	11,616	11,616	11,616	11,616	11,616	11,616	11,616	11,616			
1,407	1,421	1,435	1,449	1,463	1,478	1,493	1,508	1,523	1,538	1,538	1,538	1,538	1,538	1,538	1,538	1,538	1,538	1,538	1,538	1,538	1,538	1,538	1,538	1,538	1,538	1,538	1,538	1,538			
-	-	-	-	-	-	-	-	-	-	-	-	-	-	-	-	-	-	-	-	-	-	-	-	-	-	-	-	-			
12,028	12,148	12,269	12,391	12,514	12,640	12,767	12,895	13,024	13,154	13,154	13,154	13,154	13,154	13,154	13,154	13,154	13,154	13,154	13,154	13,154	13,154	13,154	13,154	13,154	13,154	13,154	13,154	13,154			
15,670	15,670	15,670	15,670	15,670	15,670	15,670	15,670	15,670	15,670	15,670	15,670	15,670	15,670	15,670	15,670	15,670	15,670	15,670	15,670	15,670	15,670	15,670	15,670	15,670	15,670	15,670	15,670	15,670	15,670		
156	156	156	156	156	156	156	156	156	156	156	156	156	156	156	156	156	156	156	156	156	156	156	156	156	156	156	156	156	156		
2,983	3,139	3,295	3,451	3,606	3,762	3,918	4,074	4,230	4,385	4,541	4,697	4,853	5,009	5,164	5,320	5,476	5,632	5,788	5,943	6,099	6,255	6,411	6,567	6,722	6,878	7,034	7,190	7,346	7,501		
2,069	2,069	2,069	2,069	2,069	2,069	2,069	2,069	2,069	2,069	2,069	2,069	2,069	2,069	2,069	2,069	2,069	2,069	2,069	2,069	2,069	2,069	2,069	2,069	2,069	2,069	2,069	2,069	2,069	2,069		

7,729	7,805	7,886	7,972	8,055	8,143	8,236	8,325	8,383	8,447	8,447	8,447	8,447	8,447	8,447	8,447	8,447	8,447	8,447	8,447	8,447	8,447	8,447	8,447	8,447	8,447	8,447	8,447	8,447
6,440	6,505	6,572	6,637	6,703	6,770	6,837	6,906	6,976	7,046	7,046	7,046	7,046	7,046	7,046	7,046	7,046	7,046	7,046	7,046	7,046	7,046	7,046	7,046	7,046	7,046	7,046	7,046	7,046
1,289	1,300	1,314	1,335	1,352	1,373	1,399	1,419	1,407	1,401	1,401	1,401	1,401	1,401	1,401	1,401	1,401	1,401	1,401	1,401	1,401	1,401	1,401	1,401	1,401	1,401	1,401	1,401	1,401
245	260	276	294	311	330	350	369	380	392	406	420	434	448	462	476	490	504	517	531	545	559	573	587	601	615	629	643	657
2,238	2,210	2,213	2,204	2,168	2,136	2,083	2,001	1,927	1,966	1,988																		
1,082	1,069	1,070	1,066	1,048	1,033	1,007	967	932	951	961	961	961	961	961	961	961	961	961	961	961	961	961	961	961	961	961	961	961
1,082	1,069	1,070	1,066	1,048	1,033	1,007	967	932	951	961	961	961	961	961	961	961	961	961	961	961	961	961	961	961	961	961	961	961

Based in Sydney and Byron Bay, HydroScience Consulting (HSc) is an Australian consultancy dedicated to serving the water industry in Australia.

HydroScience provides planning and design services to public and private sector clients throughout Australia. We are committed to developing strong client relationships that become the foundation for understanding our clients' needs and exceeding their expectations.

## **Sydney**

Level 1

189 Kent Street

Sydney, NSW, 2000

Tel: 02 9249 5100

Fax: 02 9251 4011

Email: [hsc@hydroscience.net.au](mailto:hsc@hydroscience.net.au)

## **Byron Bay**

Unit 6

64 Centennial Circuit

Byron Bay, NSW, 2481

Tel: 02 6639 5600

Fax: 02 6680 9319