

Griffith City Council

SPECIAL PURPOSE FINANCIAL STATEMENTS
for the year ended 30 June 2013



Griffith City Council

Special Purpose Financial Statements

for the financial year ended 30 June 2013

Contents	Page
1. Statement by Councillors & Management	2
2. Special Purpose Financial Statements:	
Income Statement - Water Supply Business Activity	3
Income Statement - Sewerage Business Activity	4
Income Statement - Other Business Activities	n/a
Statement of Financial Position - Water Supply Business Activity	5
Statement of Financial Position - Sewerage Business Activity	6
Statement of Financial Position - Other Business Activities	n/a
3. Notes to the Special Purpose Financial Statements	7
4. Auditor's Report	16

Background

(i) These Special Purpose Financial Statements have been prepared for the use by both Council and the Division of Local Government in fulfilling their requirements under National Competition Policy.

(ii) The principle of competitive neutrality is based on the concept of a "level playing field" between persons/entities competing in a market place, particularly between private and public sector competitors.

Essentially, the principle is that government businesses, whether Commonwealth, State or Local, should operate without net competitive advantages over other businesses as a result of their public ownership.

(iii) For Council, the principle of competitive neutrality & public reporting applies only to declared business activities.

These include **(a)** those activities classified by the Australian Bureau of Statistics as business activities being water supply, sewerage services, abattoirs, gas production and reticulation and **(b)** those activities with a turnover of over \$2 million that Council has formally declared as a Business Activity (defined as Category 1 activities).

(iv) In preparing these financial statements for Council's self classified Category 1 businesses and ABS defined activities, councils must **(a)** adopt a corporatisation model and **(b)** apply full cost attribution including tax equivalent regime payments & debt guarantee fees (where the business benefits from councils borrowing position by comparison with commercial rates).

Griffith City Council

Special Purpose Financial Statements

for the financial year ended 30 June 2013

Statement by Councillors and Management

made pursuant to the Local Government Code of Accounting Practice and Financial Reporting

The attached Special Purpose Financial Statements have been prepared in accordance with:


- The NSW Government Policy Statement "Application of National Competition Policy to Local Government".
- The Division of Local Government Guidelines "Pricing & Costing for Council Businesses - A Guide to Competitive Neutrality".
- The Local Government Code of Accounting Practice and Financial Reporting.
- The NSW Office of Water (Department of Environment, Climate Change and Water) Guidelines - "Best Practice Management of Water and Sewerage".


To the best of our knowledge and belief, these Financial Statements:


- Present fairly the Operating Result and Financial Position for each of Council's declared Business Activities for the year, and
- Accord with Council's accounting and other records.

We are not aware of any matter that would render these Statements false or misleading in any way.


Signed in accordance with a resolution of Council made on 08 October 2013.



Cr John Dal Broi
MAYOR

Brett Stonestreet
GENERAL MANAGER

Cr Doug Curran
COUNCILLOR



Max Turner
RESPONSIBLE ACCOUNTING OFFICER

Griffith City Council

Income Statement of Council's Water Supply Business Activity

for the financial year ended 30 June 2013

\$ '000	Actual 2013	Actual 2012
Income from continuing operations		
Access charges	1,768	1,720
User charges	5,736	4,860
Fees	227	232
Interest	675	325
Grants and contributions provided for non capital purposes	170	126
Profit from the sale of assets	20	37
Other income	38	103
Total income from continuing operations	8,634	7,403
Expenses from continuing operations		
Employee benefits and on-costs	1,659	1,955
Borrowing costs	-	-
Materials and contracts	3,186	2,969
Depreciation and impairment	1,937	1,909
Water purchase charges	-	-
Loss on sale of assets	-	-
Calculated taxation equivalents	92	122
Debt guarantee fee (if applicable)	-	-
Other expenses	841	665
Total expenses from continuing operations	7,715	7,620
Surplus (deficit) from Continuing Operations before capital amounts	919	(217)
Grants and contributions provided for capital purposes	330	334
Surplus (deficit) from Continuing Operations after capital amounts	1,249	117
Surplus (deficit) from discontinued operations	-	-
Surplus (deficit) from ALL Operations before tax	1,249	117
less: Corporate Taxation Equivalent (30%) [based on result before capital]	(276)	-
SURPLUS (DEFICIT) AFTER TAX	973	117
plus Opening Retained Profits	78,590	78,417
plus/less: Prior Period Adjustments	-	-
plus/less: Other Adjustments (Rounding in Previous Year)	2	-
plus Adjustments for amounts unpaid:		
- Taxation equivalent payments	43	56
- Debt guarantee fees	-	-
- Corporate taxation equivalent	276	-
less:		
- Tax Equivalent Dividend paid	-	-
- Surplus dividend paid	-	-
Closing Retained Profits	79,884	78,590
Return on Capital %	0.7%	-0.2%
Subsidy from Council	3,729	3,952
Calculation of dividend payable:		
Surplus (deficit) after tax	973	117
less: Capital grants and contributions (excluding developer contributions)	(103)	(262)
Surplus for dividend calculation purposes	870	-
Potential Dividend calculated from surplus	435	-

Griffith City Council

Income Statement of Council's Sewerage Business Activity

for the financial year ended 30 June 2013

\$ '000	Actual 2013	Actual 2012
Income from continuing operations		
Access charges	6,540	6,324
User charges	667	588
Liquid Trade Waste charges	32	22
Fees	7	3
Interest	396	172
Grants and contributions provided for non capital purposes	54	60
Profit from the sale of assets	7	3
Other income	14	57
Total income from continuing operations	7,717	7,229
Expenses from continuing operations		
Employee benefits and on-costs	1,478	1,799
Borrowing costs	1,646	26
Materials and contracts	1,731	1,506
Depreciation and impairment	1,551	1,479
Loss on sale of assets	-	-
Calculated taxation equivalents	98	100
Debt guarantee fee (if applicable)	-	-
Other expenses	611	337
Total expenses from continuing operations	7,115	5,247
Surplus (deficit) from Continuing Operations before capital amounts	602	1,982
Grants and contributions provided for capital purposes	153	57
Surplus (deficit) from Continuing Operations after capital amounts	755	2,039
Surplus (deficit) from discontinued operations	-	-
Surplus (deficit) from ALL Operations before tax	755	2,039
less: Corporate Taxation Equivalent (30%) [based on result before capital]	(181)	(595)
SURPLUS (DEFICIT) AFTER TAX	574	1,444
plus Opening Retained Profits	61,252	59,170
plus/less: Prior Period Adjustments	-	-
plus/less: Other Adjustments (Rounding in Previous Year)	2	-
plus Adjustments for amounts unpaid:		
- Taxation equivalent payments	55	43
- Debt guarantee fees	-	-
- Corporate taxation equivalent	181	595
less:		
- Tax Equivalent Dividend paid	-	-
- Surplus dividend paid	-	-
Closing Retained Profits	62,064	61,252
Return on Capital %	1.7%	1.6%
Subsidy from Council	2,644	1,895
Calculation of dividend payable:		
Surplus (deficit) after tax	574	1,444
less: Capital grants and contributions (excluding developer contributions)	(23)	(13)
Surplus for dividend calculation purposes	551	1,431
Potential Dividend calculated from surplus	276	716

Griffith City Council

Statement of Financial Position - Council's Water Supply Business Activity
as at 30 June 2013

\$ '000	Actual 2013	Actual 2012
ASSETS		
Current Assets		
Cash and cash equivalents	7,113	6,139
Investments	-	-
Receivables	2,563	2,106
Inventories	295	317
Other	-	10
Non-current assets classified as held for sale	-	-
Total Current Assets	9,971	8,572
Non-Current Assets		
Investments	-	-
Receivables	420	54
Inventories	2,233	2,233
Infrastructure, property, plant and equipment	123,293	123,270
Investments accounted for using equity method	-	-
Investment property	-	-
Other	-	-
Total non-Current Assets	125,946	125,557
TOTAL ASSETS	135,917	134,129
LIABILITIES		
Current Liabilities		
Bank Overdraft	-	-
Payables	-	1
Interest bearing liabilities	-	-
Provisions	-	-
Total Current Liabilities	-	1
Non-Current Liabilities		
Payables	-	-
Interest bearing liabilities	-	-
Provisions	-	-
Total Non-Current Liabilities	-	-
TOTAL LIABILITIES	-	1
NET ASSETS	135,917	134,128
EQUITY		
Retained earnings	79,884	78,590
Revaluation reserves	56,033	55,538
Council equity interest	135,917	134,128
Non-controlling interest	-	-
TOTAL EQUITY	135,917	134,128

Griffith City Council

Statement of Financial Position - Council's Sewerage Business Activity

as at 30 June 2013

\$ '000	Actual 2013	Actual 2012
ASSETS		
Current Assets		
Cash and cash equivalents	2,756	3,485
Investments	-	-
Receivables	2,302	2,231
Inventories	-	-
Other	-	10
Non-current assets classified as held for sale	-	-
Total Current Assets	5,058	5,726
Non-Current Assets		
Investments	-	-
Receivables	-	-
Inventories	-	-
Infrastructure, property, plant and equipment	129,750	128,796
Investments accounted for using equity method	-	-
Investment property	-	-
Other	-	-
Total non-Current Assets	129,750	128,796
TOTAL ASSETS	134,808	134,522
LIABILITIES		
Current Liabilities		
Bank Overdraft	-	-
Payables	-	-
Interest bearing liabilities	1,238	1,158
Provisions	-	-
Total Current Liabilities	1,238	1,158
Non-Current Liabilities		
Payables	-	-
Interest bearing liabilities	20,832	22,070
Provisions	-	-
Total Non-Current Liabilities	20,832	22,070
TOTAL LIABILITIES	22,070	23,228
NET ASSETS	112,738	111,294
EQUITY		
Retained earnings	62,064	61,252
Revaluation reserves	50,674	50,042
Council equity interest	112,738	111,294
Non-controlling equity interest	-	-
TOTAL EQUITY	112,738	111,294

Griffith City Council

Special Purpose Financial Statements

for the financial year ended 30 June 2013

Contents of the Notes accompanying the Financial Statements

Note	Details	Page
1	Summary of Significant Accounting Policies	8
2	Water Supply Business Best Practice Management disclosure requirements	11
3	Sewerage Business Best Practice Management disclosure requirements	13

Griffith City Council

Notes to the Special Purpose Financial Statements for the financial year ended 30 June 2013

Note 1. Significant Accounting Policies

These financial statements are a Special Purpose Financial Statements (SPFS) prepared for use by Council and the Division of Local Government.

For the purposes of these statements, the Council is not a reporting not-for-profit entity.

The figures presented in these special purpose financial statements, unless otherwise stated, have been prepared in accordance with:

- the recognition and measurement criteria of relevant Australian Accounting Standards,
- other authoritative pronouncements of the Australian Accounting Standards Board (AASB) &
- Australian Accounting Interpretations.

The disclosures in these special purpose financial statements have been prepared in accordance with:

- the Local Government Act and Regulation, and
- the Local Government Code of Accounting Practice and Financial Reporting.

The statements are also prepared on an accruals basis, based on historic costs and do not take into account changing money values nor current values of non-current assets (except where specifically stated).

Certain taxes and other costs (appropriately described) have been imputed for the purposes of the National Competition Policy.

National Competition Policy

Council has adopted the principle of 'competitive neutrality' to its business activities as part of the national competition policy which is being applied throughout Australia at all levels of government.

The framework for its application is set out in the June 1996 Government Policy statement on the "Application of National Competition Policy to Local Government".

The "Pricing & Costing for Council Businesses A Guide to Competitive Neutrality" issued by the Division of Local Government in July 1997 has also been adopted.

The pricing & costing guidelines outline the process for identifying and allocating costs to activities and provide a standard of disclosure requirements. These disclosures are reflected in Council's pricing and/or financial reporting systems and include taxation equivalents; council subsidies; return on investments (rate of return); and dividends paid.

Declared Business Activities

In accordance with *Pricing & Costing for Council Businesses - A Guide to Competitive Neutrality*, Council has declared that the following are to be considered as business activities:

Category 1

(where gross operating turnover is over \$2 million)

a. Water Supply Service

Comprising the whole of the water supply operations and net assets servicing the City of Griffith and the surrounding towns and villages of the local government area.

b. Sewerage Service

Comprising the whole of the sewerage reticulation and treatment operations and net assets servicing the City of Griffith.

Category 2

(where gross operating turnover is less than \$2 million)

Council has no Category 2 Business Activities.

Monetary Amounts

Amounts shown in the financial statements are in Australian currency and rounded to the nearest one thousand dollars, with the exception of some figures disclosed in Note 2 (Water Supply Best Practice Management Disclosures) and Note 3 (Sewerage Best Practice Management Disclosures).

As required by the NSW Office of Water (Department of Primary Industries) the amounts shown in Notes 2 and Note 3 are disclosed in whole dollars.

Griffith City Council

Notes to the Special Purpose Financial Statements for the financial year ended 30 June 2013

Note 1. Significant Accounting Policies

(i) Taxation Equivalent Charges

Council is liable to pay various taxes and financial duties in undertaking its business activities. Where this is the case, they are disclosed in these statements as a cost of operations just like all other costs.

However, where Council is exempt from paying taxes which are generally paid by private sector businesses (such as income tax), equivalent tax payments have been applied to all Council nominated business activities and are reflected in these financial statements.

For the purposes of disclosing comparative information relevant to the private sector equivalent, the following taxation equivalents have been applied to all council nominated business activities (this does not include council's non-business activities):

Notional Rate Applied %

Corporate Income Tax Rate – 30%

Land Tax – The first **\$406,000** of combined land values attracts **0%**. From \$406,001 to \$2,482,000 the rate is **1.6% + \$100**. For the remaining combined land value that exceeds \$2,482,000, a premium marginal rate of **2.0%** applies.

Payroll Tax – **5.45%** on the value of taxable salaries and wages in excess of \$689,000.

In accordance with the guidelines for Best Practice Management of Water Supply and Sewerage, a payment for the amount calculated as the annual tax equivalent charges (excluding income tax) must be paid from Water Supply and Sewerage Business activities.

The payment of taxation equivalent charges, referred in the Best Practice Management of Water Supply and Sewerage Guides to as a “Dividend for Taxation equivalent”, may be applied for any purpose allowed under the Local Government Act, 1993.

Achievement of substantial compliance against the guidelines for Best Practice Management of Water Supply and Sewerage is not a prerequisite for the payment of the tax equivalent charges, however the payment must not exceed \$3 per assessment.

Income Tax

An income tax equivalent has been applied on the profits of each reported Business Activity.

Whilst income tax is not a specific cost for the purpose of pricing a good or service, it needs to be taken into account of in terms of assessing the rate of return required on capital invested.

Accordingly, the return on capital invested is set at a pre-tax level (gain/(loss) from ordinary activities before capital amounts) as would be applied by a private sector competitor – that is, it should include a provision equivalent to the corporate income tax rate, currently 30%.

Income Tax is only applied where a positive gain/(loss) from ordinary activities before capital amounts has been achieved.

Since this taxation equivalent is notional - that is, it is payable to the “Council” as the owner of business operations, it represents an internal payment and has no effect on the operations of the council. Accordingly, there is no need for disclosure of internal charges in Council's General Purpose Financial Statements.

The rate applied of 30% is the equivalent company tax rate prevalent as at balance date. No adjustments have been made for variations that have occurred during the year.

Local Government Rates & Charges

A calculation of the equivalent rates and charges payable on all Category 1 businesses has been applied to all land assets owned or exclusively used by the Business Activity.

Loan & Debt Guarantee Fees

The debt guarantee fee is designed to ensure that council business activities face “true” commercial borrowing costs in line with private sector competitors.

In order to calculate a debt guarantee fee, council has determined what the differential borrowing rate would have been between the commercial rate and the council's borrowing rate for its business activities.

Griffith City Council

Notes to the Special Purpose Financial Statements for the financial year ended 30 June 2013

Note 1. Significant Accounting Policies

(ii) Subsidies

Government policy requires that subsidies provided to customers and the funding of those subsidies must be explicitly disclosed.

Subsidies occur where council provides services on a less than cost recovery basis. This option is exercised on a range of services in order for council to meet its community service obligations.

Accordingly, Subsidies disclosed (in relation to National Competition Policy) represents the difference between revenue generated from 'rate of return' pricing and revenue generated from prices set by the council in any given financial year.

The overall effect of subsidies is contained within the Income Statement of each reported Business Activity.

(iii) Return on Investments (Rate of Return)

The Policy statement requires that councils with Category 1 businesses "would be expected to generate a return on capital funds employed that is comparable to rates of return for private businesses operating in a similar field".

Such funds are subsequently available for meeting commitments or financing future investment strategies.

The Rate of Return on Capital is calculated as follows:

Operating Result before Capital Income + Interest Expense

Written Down Value of I,PP&E as at 30 June

As a minimum, business activities should generate a return equal to the Commonwealth 10 year bond rate which is 3.77% at 30 June 2013.

The actual rate of return achieved by each Business Activity is disclosed at the foot of each respective Income Statement.

(iv) Dividends

Council is not required to pay dividends to either itself (as owner of a range of businesses) or to any external entities.

Local Government Water Supply and Sewerage Businesses are permitted to pay an annual dividend from its water supply or sewerage business surplus.

The dividend, calculated and approved in accordance with the Best Practice Management Guidelines, must not exceed either:

- (i) 50% of this surplus in any one year, or
- (ii) the number of water supply or sewerage assessments at 30 June 2013 multiplied by \$30 (less the payment for tax equivalent charges, not exceeding \$3 per assessment).

In accordance with the guidelines for Best Practice Management of Water Supply and Sewerage, a Dividend Payment form, Statement of Compliance, Unqualified Independent Financial Audit Report and Compliance Audit Report are required to be submitted to the NSW Office of Water prior to making the dividend and only after it has approved the payment.

Griffith City Council

Notes to the Special Purpose Financial Statements

for the financial year ended 30 June 2013

Note 2. Water Supply Business

Best Practice Management disclosure requirements

Dollars Amounts shown below are in WHOLE DOLLARS (unless otherwise indicated)

2013

1. Calculation and Payment of Tax-Equivalents

[All Local Government Local Water Utilities must pay this dividend for tax-equivalents]

(i)	Calculated Tax Equivalents	92,000
(ii)	No of assessments multiplied by \$3/assessment	29,610
(iii)	Amounts payable for Tax Equivalents [lesser of (i) and (ii)]	29,610
(iv)	Amounts actually paid for Tax Equivalents	-

2. Dividend from Surplus

(i)	50% of Surplus before Dividends [Calculated in accordance with Best Practice Management for Water Supply and Sewerage Guidelines]	435,150
(ii)	No. of assessments multiplied by \$30/assessment, less tax equivalent charges/assessment	266,490
(iii)	Cumulative surplus before Dividends for the 3 years to 30 June 2013, less the cumulative dividends paid for the 2 years to 30 June 2012 & 30 June 2011	860,500

2013 Surplus	870,300	2012 Surplus	(145,000)	2011 Surplus	135,200
		2012 Dividend	-	2011 Dividend	-

(iv)	Maximum dividend from surplus [least of (i), (ii) and (iii) above]	266,490
(v)	Dividend actually paid from surplus [refer below for required pre-dividend payment Criteria]	-

3. Required outcomes for 6 Criteria

[To be eligible for the payment of a "Dividend from Surplus", ALL the Criteria below need a "YES"]

(i)	Completion of Strategic Business Plan (including Financial Plan)	YES
(ii)	Full Cost Recovery, without significant cross subsidies [Refer Item 2(a) in Table 1 on page 22 of the Best Practice Guidelines]	YES
	- Complying charges [Item 2(b) in Table 1]	YES
	- DSP with Commercial Developer Charges [Item 2(e) in Table 1]	YES
	- If Dual Water Supplies, Complying Charges [Item 2(g) in Table 1]	YES
(iii)	Sound Water Conservation and Demand Management implemented	YES
(iv)	Sound Drought Management implemented	YES
(v)	Complete Performance Reporting Form (by 15 September each year)	YES
(vi)	a. Integrated Water Cycle Management Evaluation	YES
	b. Complete and implement Integrated Water Cycle Management Strategy	NO

Griffith City Council

Notes to the Special Purpose Financial Statements

for the financial year ended 30 June 2013

Note 2. Water Supply Business

Best Practice Management disclosure requirements (continued)

Dollars Amounts shown below are in WHOLE DOLLARS (unless otherwise indicated)

2013

National Water Initiative (NWI) Financial Performance Indicators

NWI F1	Total Revenue (Water) Total Income (w13) - Grants for the Acquisition of Assets (w11a) - Interest Income (w9) - Aboriginal Communities W&S Program Income (w10a)	\$'000	8,165
NWI F4	Revenue from Residential Usage Charges (Water) Income from Residential Usage Charges (w6b) x 100 divided by the sum of [Income from Residential Usage Charges (w6a) + Income from Residential Access Charges (w6b)]	%	76.72%
NWI F9	Written Down Replacement Cost of Fixed Assets (Water) Written down current cost of system assets (w47)	\$'000	123,293
NWI F11	Operating Cost (OMA) (Water) Management Expenses (w1) + Operational & Maintenance Expenses (w2)	\$'000	5,728
NWI F14	Capital Expenditure (Water) Acquisition of fixed assets (w16)	\$'000	1,508
NWI F17	Economic Real Rate of Return (Water) [Total Income (w13) - Interest Income (w9) - Grants for acquisition of assets (w11a) - Operating Costs (NWI F11) - Current Cost Depreciation (w3)] x 100 divided by [Written Down Current Cost of System Assets (w47) + Plant & Equipment (w33b)]	%	0.41%
NWI F26	Capital Works Grants (Water) Grants for the Acquisition of Assets (w11a)	\$'000	103

- Notes:
- References to w (eg. w12) refer to item numbers within Special Schedules No. 3 & 4 of Council's Annual Financial Statements.
 - The NWI Performance Indicators are based upon the National Performance Framework Handbook for Urban Performance Reporting Indicators & Definitions.

Griffith City Council

Notes to the Special Purpose Financial Statements

for the financial year ended 30 June 2013

Note 3. Sewerage Business

Best Practice Management disclosure requirements

Dollars Amounts shown below are in WHOLE DOLLARS (unless otherwise indicated)

2013

1. Calculation and Payment of Tax-Equivalents

[All Local Government Local Water Utilities must pay this dividend for tax-equivalents]

(i)	Calculated Tax Equivalents	98,000
(ii)	No of assessments multiplied by \$3/assessment	27,753
(iii)	Amounts payable for Tax Equivalents [lesser of (i) and (ii)]	27,753
(iv)	Amounts actually paid for Tax Equivalents	-

2. Dividend from Surplus

(i)	50% of Surplus before Dividends [Calculated in accordance with Best Practice Management for Water Supply and Sewerage Guidelines]	275,700
(ii)	No. of assessments x (\$30 less tax equivalent charges per assessment)	249,777
(iii)	Cumulative surplus before dividends for the 3 years to 30 June 2013, less the cumulative dividends paid for the 2 years to 30 June 2012 & 30 June 2011	3,521,000

2013 Surplus	551,400	2012 Surplus	1,431,400	2011 Surplus	1,538,200
		2012 Dividend	-	2011 Dividend	-

(iv)	Maximum dividend from surplus [least of (i), (ii) and (iii) above]	249,777
(v)	Dividend actually paid from surplus [refer below for required pre-dividend payment Criteria]	-

3. Required outcomes for 4 Criteria

[To be eligible for the payment of a "Dividend from Surplus", ALL the Criteria below need a "YES"]

(i)	Completion of Strategic Business Plan (including Financial Plan)	YES
(ii)	Pricing with full cost-recovery, without significant cross subsidies [Refer Item 2(a) in Table 1 on page 22 of the Best Practice Guidelines]	YES
	Complying charges	
	(a) Residential [Item 2(c) in Table 1]	YES
	(b) Non Residential [Item 2(c) in Table 1]	YES
	(c) Trade Waste [Item 2(d) in Table 1]	YES
	DSP with Commercial Developer Charges [Item 2(e) in Table 1]	YES
	Liquid Trade Waste Approvals & Policy [Item 2(f) in Table 1]	YES
(iii)	Complete Performance Reporting Form (by 15 September each year)	YES
(iv)	a. Integrated Water Cycle Management Evaluation	YES
	b. Complete and implement Integrated Water Cycle Management Strategy	NO

Griffith City Council

Notes to the Special Purpose Financial Statements

for the financial year ended 30 June 2013

Note 3. Sewerage Business

Best Practice Management disclosure requirements (continued)

Dollars Amounts shown below are in WHOLE DOLLARS (unless otherwise indicated)

2013

National Water Initiative (NWI) Financial Performance Indicators

NWI F2	Total Revenue (Sewerage) Total Income (s14) - Grants for Acquisition of Assets (s12a) - Interest Income (s10) - Aboriginal Communities W&S Program Income (w10a)	\$'000	7,467
NWI F10	Written Down Replacement Cost of Fixed Assets (Sewerage) Written down current cost of system assets (s48)	\$'000	129,750
NWI F12	Operating Cost (Sewerage) Management Expenses (s1) + Operational & Maintenance Expenses (s2)	\$'000	3,860
NWI F15	Capital Expenditure (Sewerage) Acquisition of Fixed Assets (s17)	\$'000	1,918
NWI F18	Economic Real Rate of Return (Sewerage) [Total Income (s14) - Interest Income (s10) - Grants for acquisition of Assets (s12a) - Operating cost (NWI F12) - Current cost depreciation (s3)] x 100 divided by [Written down current cost (ie. WDCC) of System Assets (s48) + Plant & Equipment (s34b)]	%	1.58%
NWI F27	Capital Works Grants (Sewerage) Grants for the Acquisition of Assets (12a)	\$'000	-

National Water Initiative (NWI) Financial Performance Indicators Water & Sewer (combined)

NWI F3	Total Income (Water & Sewerage) Total Income (w13 + s14) + Gain/Loss on disposal of assets (w14 + s15) minus Grants for acquisition of assets (w11a + s12a) - Interest Income (w9 + s10)	\$'000	15,659
NWI F8	Revenue from Community Service Obligations (Water & Sewerage) Community Service Obligations (NWI F25) x 100 divided by Total Income (NWI F3)	%	0.74%
NWI F16	Capital Expenditure (Water & Sewerage) Acquisition of Fixed Assets (w16 + s17)	\$'000	3,426
NWI F19	Economic Real Rate of Return (Water & Sewerage) [Total Income (w13 + s14) - Interest Income (w9 + s10) - Grants for acquisition of assets (w11a + s12a) - Operating Cost (NWI F11 + NWI F12) - Current cost depreciation (w3 + s3)] x 100 divided by [Written down replacement cost of fixed assets (NWI F9 + NWI F10) + Plant & equipment (w33b + s34b)]	%	1.01%
NWI F20	Dividend (Water & Sewerage) Dividend paid from surplus (2(v) of Note 2 + 2(v) of Note 3)	\$'000	-
NWI F21	Dividend Payout Ratio (Water & Sewerage) Dividend (NWI F20) x 100 divided by Net Profit after tax (NWI F24)	%	0.00%

Griffith City Council

Notes to the Special Purpose Financial Statements

for the financial year ended 30 June 2013

Note 3. Sewerage Business

Best Practice Management disclosure requirements (continued)

Dollars Amounts shown below are in WHOLE DOLLARS (unless otherwise indicated)

2013

National Water Initiative (NWI) Financial Performance Indicators Water & Sewer (combined)

NWI F22	Net Debt to Equity (Water & Sewerage)	%	4.91%
	Overdraft (w36 + s37) + Borrowings (w38 + s39) - Cash & Investments (w30 + s31) x 100 divided by [Total Assets (w35 + s36) - Total Liabilities (w40 + s41)]		
NWI F23	Interest Cover (Water & Sewerage)		4.45
	Earnings before Interest & Tax (EBIT) divided by Net Interest		
	Earnings before Interest & Tax (EBIT):		2,557
	Operating Result (w15a + s16a) + Interest expense (w4a + s4a) - Interest Income (w9 + s10) - Gain/Loss on disposal of assets (w14 + s15) + Miscellaneous Expenses (w4b + w4c + s4b + s4c)		
	Net Interest:		575
	Interest Expense (w4a + s4a) - Interest Income (w9 + s10)		
NWI F24	Net Profit After Tax (Water & Sewerage)	\$'000	1,999
	Surplus before dividends (w15a + s16a) - Tax equivalents paid (Note 2-1(iv) + Note 3-1(iv))		
NWI F25	Community Service Obligations (Water & Sewerage)	\$'000	116
	Grants for Pensioner Rebates (w11b + s12b)		

- Notes:
- References to w (eg. s12) refer to item numbers within Special Schedules No. 5 & 6 of Council's Annual Financial Statements.
 - The NWI Performance Indicators are based upon the National Performance Framework Handbook for Urban Performance Reporting Indicators & Definitions.



Independent auditor's report to the Councillors of the Griffith City Council and the Chief Executive Officer of the Division of Local Government

We have audited the accompanying financial report, being a special purpose financial report, of the Griffith City Council, which comprises the statement by councillors and management, statement of financial position as at 30th June, 2013, and the income statement for the year then ended, a summary of significant accounting policies and other explanatory notes.

Councils' Responsibility for the Financial Report

The council is responsible for the preparation and fair presentation of the financial report and has determined that the accounting policies described in Note 1 to the financial statements which form part of the financial report are appropriate to meet the financial requirements of National Competition Policy reporting and are appropriate to meet the needs of the council. The council's responsibility also includes establishing and maintaining internal controls relevant to the preparation and fair presentation of the financial report that it is free from material misstatement, whether due to fraud or error, selecting and applying appropriate accounting policies, and making accounting estimates that are reasonable in the circumstances.

Auditor's Responsibility

Our responsibility is to express an opinion on the financial report based on our audit. No opinion is expressed as to whether the accounting policies used, as described in Note 1, are appropriate to meet the needs of the members. We conducted our audit in accordance with Australian Auditing Standards. These Auditing Standards require that we comply with relevant ethical requirements relating to audit engagements and plan and perform the audit to obtain reasonable assurance whether the financial report is free from material misstatement.

An audit involves performing procedures to obtain audit evidence about the amounts and disclosures in the financial report. The procedures selected depend on the auditor's judgment, including the assessment of risks of material misstatement of the financial report, whether due to fraud or error. In making those risk assessments, the auditor considers internal control relevant to the entity's preparation and presentation of the financial report in order to design audit procedures that are appropriate in the circumstances, but not for the purpose of expressing an opinion on the effectiveness of the entity's internal control. An audit also includes evaluating the appropriateness of accounting policies used and the reasonableness of accounting estimates made by the council, as well as evaluating the overall presentation of the financial report.

The financial report has been prepared for distribution to the council and the Division of Local Government for the purpose of fulfilling council's financial reporting requirements under National Competition Policy reporting. We disclaim any assumption of responsibility for any reliance on this report or on the financial report to which it relates to any person other than the council or the Division of Local Government or for any purpose other than that for which it was prepared.

We believe that the audit evidence we have obtained is sufficient and appropriate to provide a basis for our audit opinion.

Independence

In conducting our audit we followed applicable independence requirements of Australian professional ethical pronouncements.

Auditor's Opinion

In our opinion, the special purpose financial report presents fairly, in all material respects the financial position of Griffith City Council as at 30 June, 2013 and its financial performance for the year then ended in accordance with the accounting policies described in Note 1 to the financial statements.

AUSWILD & CO.



G.J. BRADLEY
Principal
Registered Auditor No: 1249

CANBERRA
22nd October, 2013