

Stacy Rd






Main Pump shed

Stacy Rd

Stacy Rd

Stacy Rd

Legend

-  Dam
-  Dam
-  Dam
-  Discharge
-  Retention Area 9 Ha / 36ML at 0.4m banks

Each dam will hold 12ML – 125 x 65m dimensions

Dam 1

Dam 2

Dam 3

Dam 4

Google Earth

Image © 2023 Maxar Technologies

Image © 2023 CNES / Airbus



200 m